

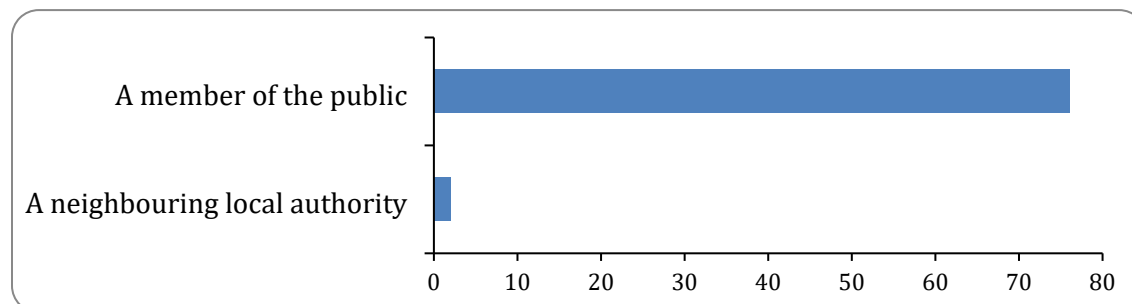
Vale of White Horse Polling Districts and Places Review Consultation

The activity ran from 09/09/2024 to 21/10/2024

Responses to this survey: **78**

1: Are you responding as

There were 78 responses to this part of the question.



Option	Total	Percent
A member of the public	76	97.44%
A neighbouring local authority	2	2.56%
A business/organisation	0	0.00%
Other (please specify)	0	0.00%
Not Answered	0	0.00%

if you selected 'other' please specify:

Wantage Town Councillor

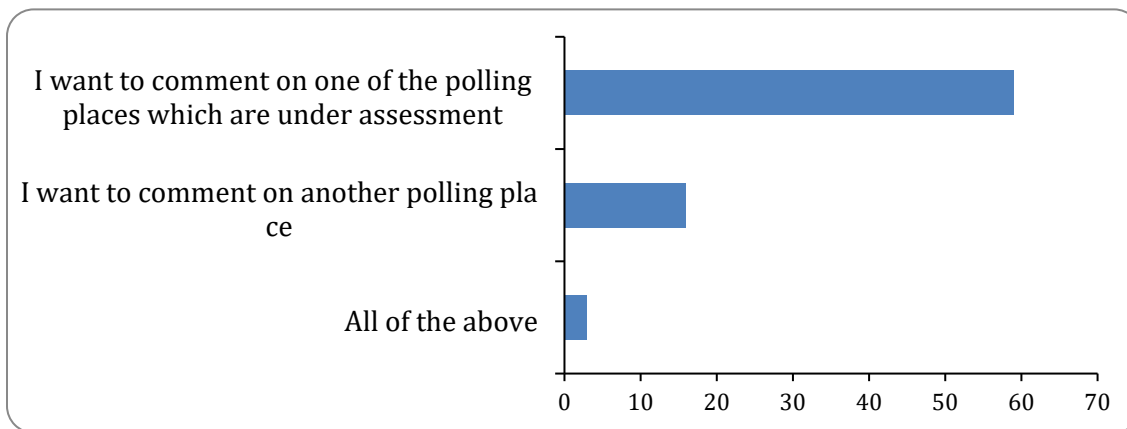
2: If you selected neighbouring local authority or business/organisation, please let us know its name.

Faringdon Town Council

3: Please select one of the options below.

Please let us know if you are commenting on a polling place subject to change

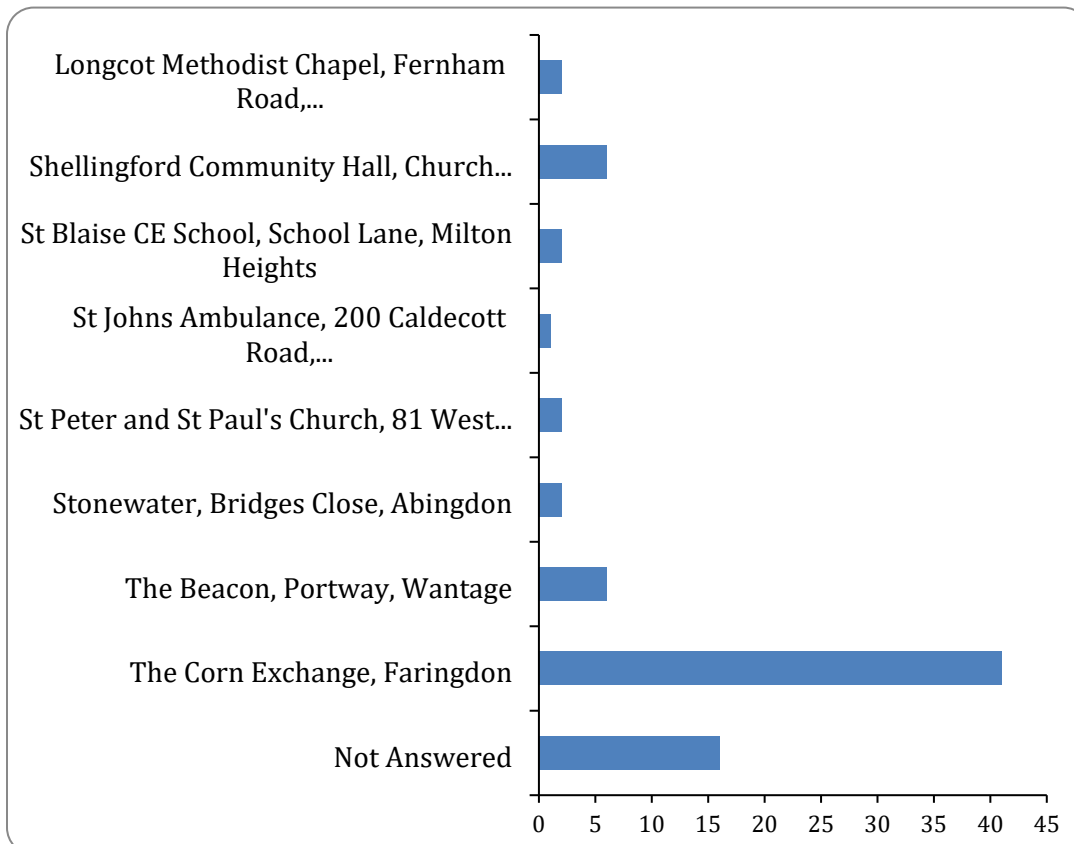
There were 78 responses to this part of the question.



Option	Total	Percent
I want to comment on one of the polling places which are under assessment	59	75.64%
I want to comment on another polling place	16	20.51%
All of the above	3	3.85%
Not Answered	0	0.00%

4: Please use the dropdown list below to select the polling place you would like comment on.

There were 62 responses to this part of the question.



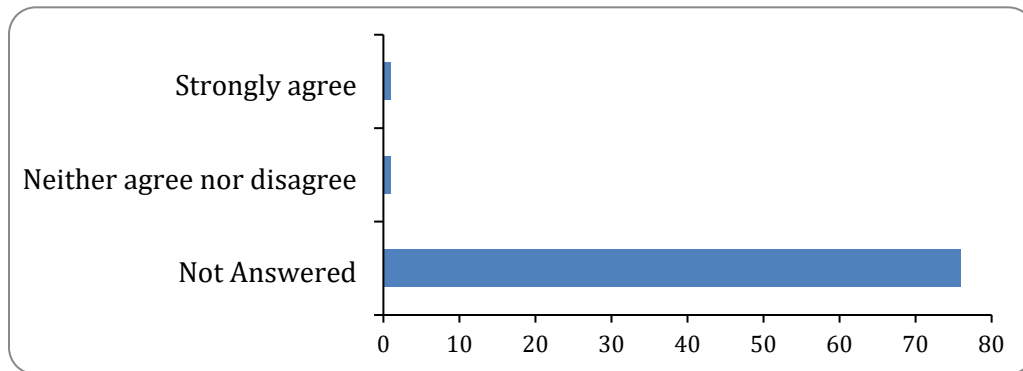
Option	Total	Percent
Longcot Methodist Chapel, Fernham Road, Longcot	2	2.56%
Merestones, Woolstone, Oxon	0	0.00%
Mobile Unit White Hart Public House (Car Park), Main Road, Fyfield	0	0.00%
Shellingford Community Hall, Church Street, Shellingford (on school premises)	6	7.69%
Site Office, Pebble Hill, Mobile Home Park, Radley	0	0.00%
St Blaise CE School, School Lane, Milton Heights	2	2.56%
St Johns Ambulance, 200 Caldecott Road, Abingdon	1	1.28%
St Peter and St Paul's Church, 81 West Way, Botley	2	2.56%
Stonewater, Bridges Close, Abingdon	2	2.56%
The Beacon, Portway, Wantage	6	7.69%
The Corn Exchange, Faringdon	41	52.56%
Not Answered	16	20.51%

5: If you want, you can use the text box below to comment on any of the above polling places, for example to highlight issues or make suggestions based on your voting experience. Please make sure you mention the specific location(s) you are commenting on.

See responses under question 34

6: How far do you agree or disagree with the proposal to move the polling place from St Blaise CE School to Milton Hill Bowls Club?

There were 2 responses to this part of the question.



Option	Total	Percent
Strongly agree	1	1.28%
Agree	0	0.00%
Neither agree nor disagree	1	1.28%
Disagree	0	0.00%
Strongly disagree	0	0.00%
Not Answered	76	97.44%

If you have any comments on the above proposal, please use the box below to let us know.

There were 2 responses to this part of the question.

1 I live equal walking distance from both locations so this change would be fine for me. Probably would feel more appropriate not to be walking into a school during term time.

2. Totally support this move, it is too disruptive and not safe for the children to have people accessing the site all day for voting and puts an additional stress and burden on the school staff.

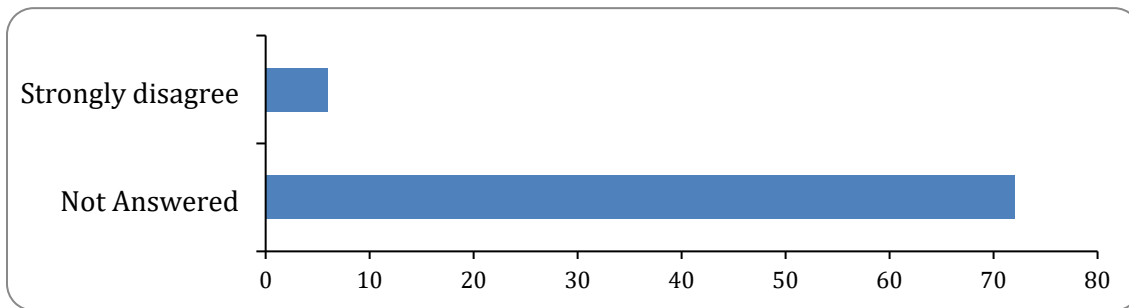
7: Would you like to comment on another polling place in the Vale of White Horse?

There were 3 responses to this part of the question.

Option	Total	Percent
Yes	0	0.00%
No	3	3.85%
Not Answered	75	96.15%

8: How far do you agree or disagree with the proposal to move the polling place from Shellingford Community Hall to Stanford in the Vale Village Hall?

There were 6 responses to this part of the question.



Option	Total	Percent
Strongly agree	0	0.00%
Agree	0	0.00%
Neither agree nor disagree	0	0.00%
Disagree	0	0.00%
Strongly disagree	6	7.69%
Not Answered	72	92.31%

If you have any comments on the above proposal, please use the box below to let us know.

There were 6 responses to this part of the question.

- 1 Shellingford community wants to vote within walking distance in its village hall. Some residents don't drive and there is no public transport.
- 2 We held a joint School / Shellingford hall committee meeting and everyone was extremely upset about the protentional removal of Shellingford Hall as a polling station, including the Head Teacher, who was adamant that the local polling station is a key element in the local community, which VWHDC is keen to support. No one want rural communities to dwindle. Exert from Hall Minutes....

10. AOB

· Possible loss of election voting to Hall.

Great concern was raised about losing elections in village hall. If this happens it will cause significant inconvenience to many villagers, and would very probably result in less villagers voting. School head teacher on the committee stated that election disruption causes NO significant problem to the school day. The Hall has good access for disabled villagers and has excellent parking. It appears that Consultation has been limited / non-existent.

This will be raised urgently at a village meeting. FW to give JT Council contact. MW to contact our MP on this.

- 3 In a functioning democracy any community of a decent size should expect to have a place to register a vote within walking distance. This move has the potential to disenfranchise those most vulnerable such as the elderly and those without reliable transport. Please check your information on public transport as Shellingford DOES NOT have any buses running to or from it.
- 4 You shouldn't have to travel to another town to vote. But the school needs to stay open.
- 5 My wife uses a wheelchair and has no difficulties gaining access to the Community Hall. It is level access without steps. Furthermore, I know that the school has no objections to the use of the Hall for election purposes. Moving the polling place to Stanford or anywhere outside Shellingford would be very inconvenient. Does Stanford have level access (without any steps at all) or blue badge car parking close to the Village Hall?
- 6 Very concerned that we would have to travel to Stanford in the Vale. Once this is changed it will be forever.

9: If you can suggest alternative venues in the local area that could replace Shellingford Community Hall as a polling place, use the box below to let us know.

There were 4 responses to this part of the question.

- 1 Why not Shellingford?
- 2 Shellingford Hall does NOT need to be replaced. PLEASE CAN YOU LET ME KNOW WHO TO CONTACT REGARDING THIS
- 3 How about using the church or would one of the farms be able to offer a venue
- 4 Shellingford Church

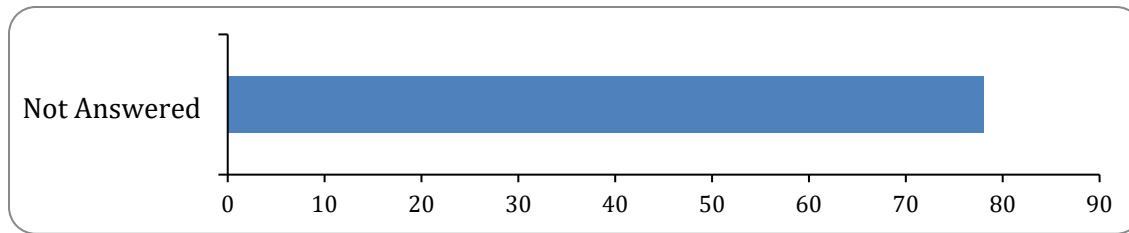
10: Would you like to comment on another polling place in the Vale of White Horse?

There were 7 responses to this part of the question.

Option	Total	Percent
Yes	0	0.00%
No	7	8.97%
Not Answered	71	91.03%

11: How far do you agree or disagree with the proposal to move the polling place from Merestones, Woolstone, to Thomas Hughes Memorial Hall, Uffington?

There were 0 responses to this part of the question.



Option	Total	Percent
Strongly agree	0	0.00%
Agree	0	0.00%
Neither agree nor disagree	0	0.00%
Disagree	0	0.00%
Strongly disagree	0	0.00%
Not Answered	78	100.00%

If you have any comments on the above proposal, please use the box below to let us know.

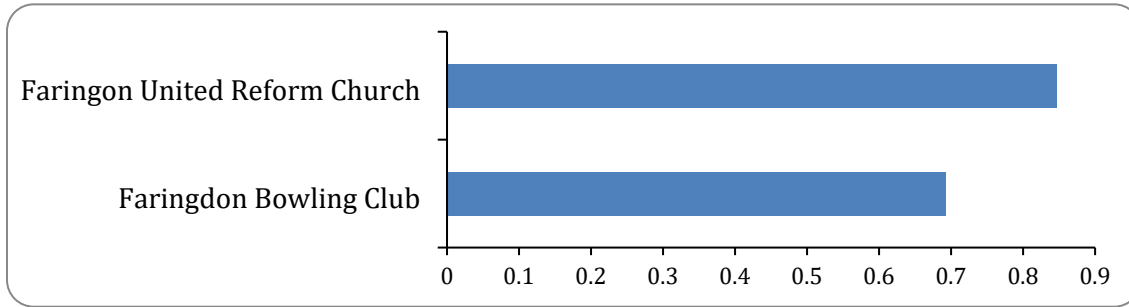
There were 0 responses to this part of the question.

12: Would you like to comment on another polling place in the Vale of White Horse?

There was 1 response to this part of the question.

Option	Total	Percent
Yes	0	0.00%
No	1	1.28%
Not Answered	77	98.72%

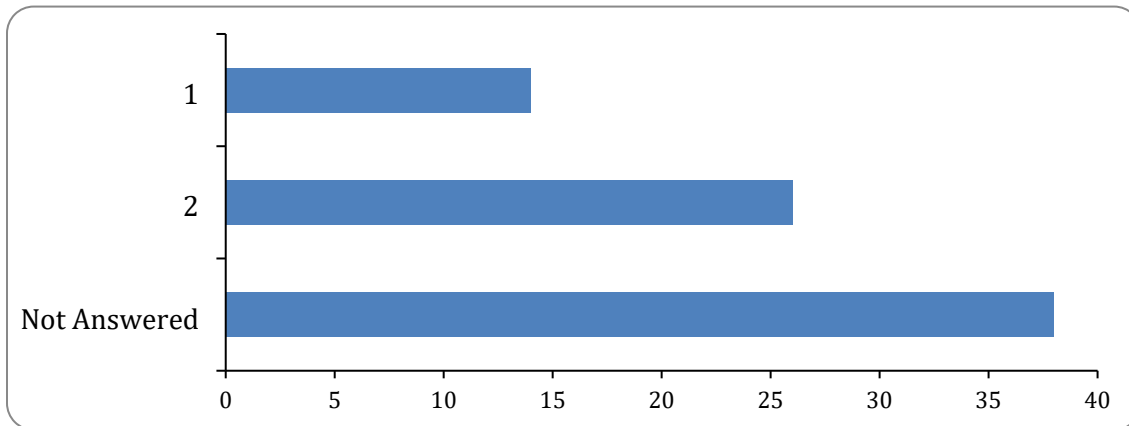
13: Please rank the additional venues we have so far identified in order of preference, with 1 being your favourite venue, and 2 being your least preferred one. (Faringdon)



Item	Ranking
Faringdon United Reform Church	0.85
Faringdon Bowling Club	0.69

Please rank the additional venues we have so far identified in order of preference, with 1 being the venue you prefer the most, and 4 your least preferred one. Faringdon - Faringdon Bowling Club

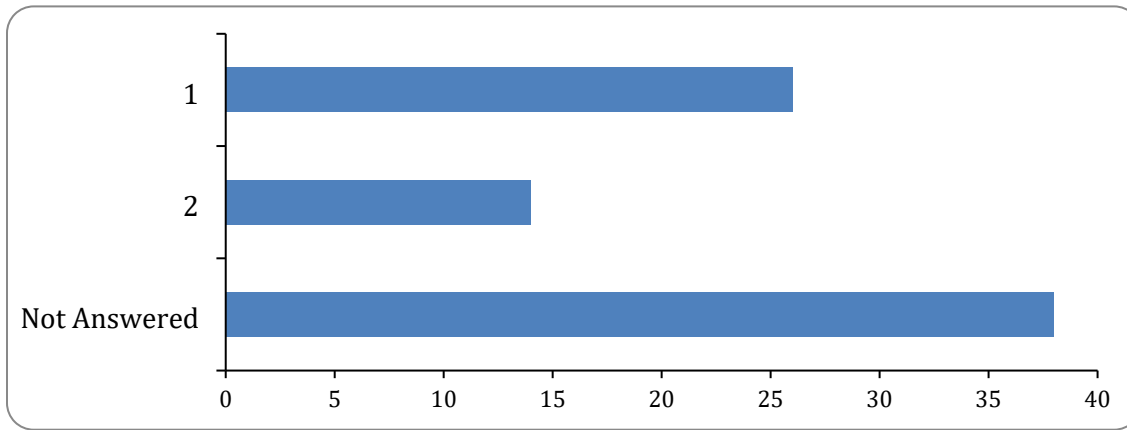
There were 40 responses to this part of the question.



Option	Total	Percent
1	14	17.95%
2	26	33.33%
Not Answered	38	48.72%

Please rank the additional venues we have so far identified in order of preference, with 1 being the venue you prefer the most, and 4 your least preferred one. Faringdon - Faringdon United Reform Church

There were 40 responses to this part of the question.



Option	Total	Percent
1	26	33.33%
2	14	17.95%
Not Answered	38	48.72%

14: If you can suggest other venues in the local area that could be used as a polling place alongside The Corn Exchange, use the box below to let us know.

There were 19 responses to this part of the question.

- 1 Faringdon Community College
- 2 My polling place is not affected but the options did not allow for no comment!
- 3 What was wrong with the leisure centre? seemed to work fine.
- 4 Faringdon Leisure Centre
- 5 I'm interested to know why Faringdon Leisure Centre is no longer considered suitable. It's a much easier location for a significant proportion of the town. Or how about the theatre at FCC? No need to close or involve the rest of the school as I believe it has a separate entrance.
Alternatively, if there is an empty shop or factory unit along Park Road or up Coxwell Road, I wouldn't mind working there (I'm often a Poll Clerk anyway).
- 6 Maybe the two primary schools, Folly View Primary is one end of town and accessible and The Elms Primary is closer to the centre of town so you cover both ends of Faringdon
- 7 Faringdon football club
Faringdon leisure centre
Faringdon school
- 8 The Corn Exchange has always seemed convenient, large enough, well organised, easily accessible - why is it being suggested it should change?

- 9 They are both still very close to corn exchange and parking poor
- 10 Nothing wrong with the Corn Exchange. Big building near to the car park and easy to get to. The others, I wouldn't bother with so would postal vote. Your reasons are *****.
- 11 Faringdon Community College
- 12 The Pump House Project
- 13 Leisure centre
- 14 Faringdon leisure centre
- 15 The leisure centre
- 16 They are all too close together and central. Faringdon now covers a very wide area. The leisure centre has been used before and is an obvious choice for all the new western developments - Coxwell and Highworth Roads.
- 17 Why on earth can we not join the 21st Century and most of Europe and do it all online????????????? You will only need one polling station then for the illiterate!!!!!!!!!!
- 18 It is unclear from the consultation information whether The Corn Exchange will no longer be used. Faringdon Town Council wish to comment that the venue should continue to be used in ADDITION to the other venues proposed, neither of which have a preference.
- 19 The Corn Exchange is a good, central site for a polling station, but it has limitations in the way it is currently used. The current entrance is from the small door on Gloucester Street. The entrance is also used as the exit, which causes a bottle neck as people cannot enter and exit at the same time. In addition for the last few elections, local and national, representatives of the various parties have gathered around this small door. In addition there is usually at least one official in the doorway. The pavement is narrow here, and often people entering/leaving are obliged to step into the road.

When I first moved to Faringdon, many years ago how, the main entrance was used in addition to the side entrance and a 'one way' system was in operation with people entering through one door and left via the other. The main entrance has a large area of pavement outside it, which would allow far more room for representatives to gather whilst allowing those exiting the polling station to do so safely.

I really do think that this original layout needs to be used. The current single entry

is unworkable and unsafe. If you really want to keep one entry/exit point then please use the main door at the front. So much larger and safer for all concerned.

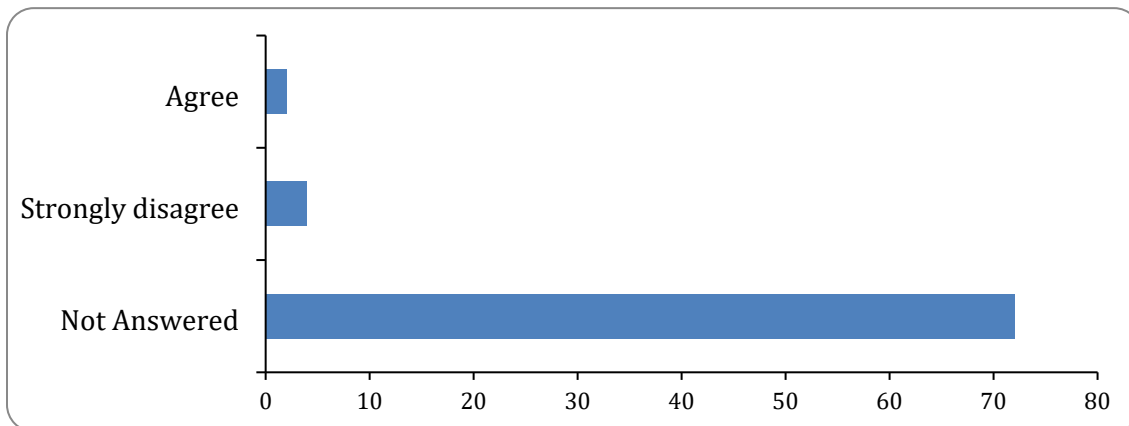
15: Would you like to comment on another polling place in the Vale of White Horse?

There were 42 responses to this part of the question.

Option	Total	Percent
Yes	1	1.28%
No	41	52.56%
Not Answered	36	46.15%

16: How far do you agree or disagree with the proposal to move the polling place from The Beacon to Wantage Methodist Church?

There were 6 responses to this part of the question.



Option	Total	Percent
Strongly agree	0	0.00%
Agree	2	2.56%
Neither agree nor disagree	0	0.00%
Disagree	0	0.00%
Strongly disagree	4	5.13%
Not Answered	72	92.31%

If you have any comments on the above proposal, please use the box below to let us know.

There were 6 responses to this part of the question.

- 1 The Beacon is perfectly accessible and has plentiful parking which the alternative does not. I suspect that if the Methodist church is used people would park at the Beacon and then have further to walk to cast their vote. Not that accessible for disabled voters who rely on a car.
- 2 What's the point? Anyone driving who moves to there will still use a parking space at the beacon - may as well keep it there.
- 3 Little onsite parking. More difficult to access especially for elderly and disabled residents due to parking and the amount of cars trying to come in and out of the turning
- 4 I know both buildings well as have been a Presiding Officer at the Beacon on several occasions although not the most recent elections. I am also a Methodist. I presume that the church has worked well as a polling station previously and in terms of location and as far as parking and disabled access is concerned I think on a par with the Beacon although parking not quite as close. I haven't voted at

the Church as I always have a postal vote which I would encourage others to have, especially the elderly or disabled.

- 5 I agree on the basis that disabled parking will continue to be available at the polling place. I also have a concern about entry/exit by car onto Newbury Street as the sightlines are poor especially when leaving. Although there is parking it is tight for manoeuvring. Have you carried out a risk-assessment for parking and traffic entering and leaving?
- 6 The Methodist Church has very little and difficult car parking . The main entrance has deep steps therefore this building is difficult for the elderly and disabled to access

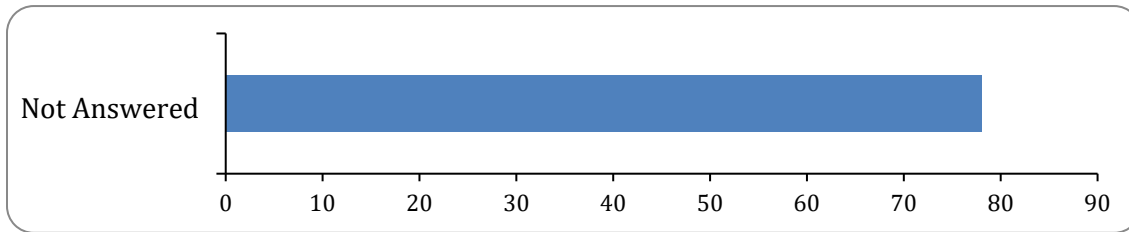
17: Would you like to comment on another polling place in the Vale of White Horse?

There were 7 responses to this part of the question.

Option	Total	Percent
Yes	0	0.00%
No	7	8.97%
Not Answered	71	91.03%

18: How far do you agree or disagree with the proposal to move the polling place from the Mobile Unit, White Hart at White Hart Public House, to St Nicholas Church?

There were 0 responses to this part of the question.



Option	Total	Percent
Strongly agree	0	0.00%
Agree	0	0.00%
Neither agree nor disagree	0	0.00%
Disagree	0	0.00%
Strongly disagree	0	0.00%
Not Answered	78	100.00%

If you have any comments on the above proposal, please use the box below to let us know.

There were 0 responses to this part of the question.

19: If you can suggest alternative venues in the local area that could replace the Mobile Unit White Hart as a polling place, use the box below to let us know.

There were 0 responses to this part of the question.

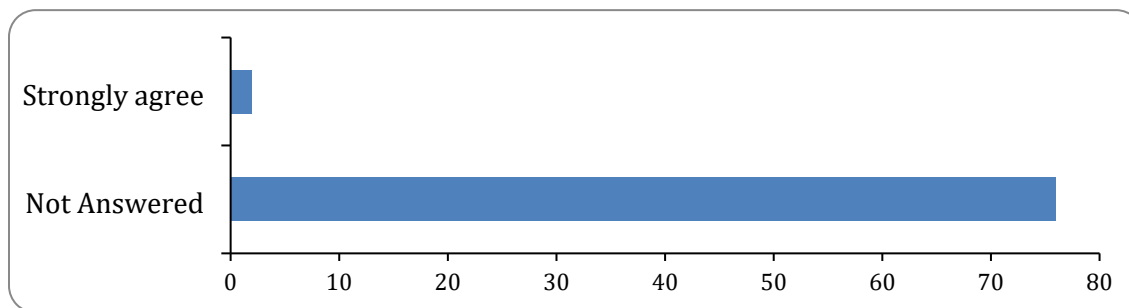
20: Would you like to comment on another polling place in the Vale of White Horse?

There was 1 response to this part of the question.

Option	Total	Percent
Yes	0	0.00%
No	1	1.28%
Not Answered	77	98.72%

21: How far do you agree or disagree with the proposal to move the polling place from Longcot Methodist Chapel to St Mary the Virgin Community Hub (Longcot)?

There were 2 responses to this part of the question.



Option	Total	Percent
Strongly agree	2	2.56%
Agree	0	0.00%
Neither agree nor disagree	0	0.00%
Disagree	0	0.00%
Strongly disagree	0	0.00%
Not Answered	76	97.44%

If you have any comments on the above proposal, please use the box below to let us know.

There were 0 responses to this part of the question.

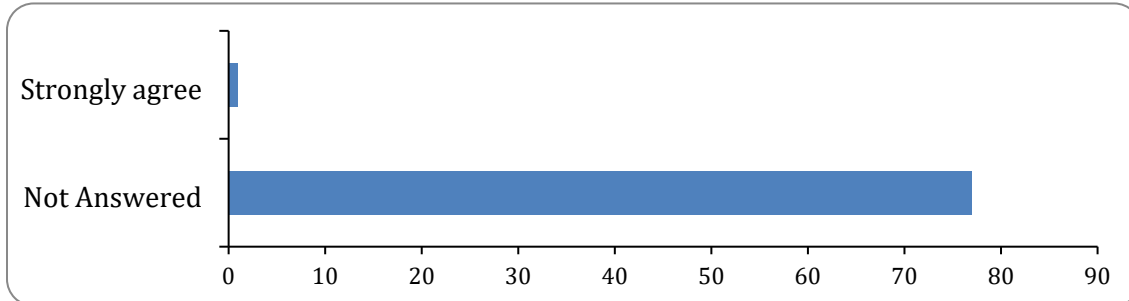
22: Would you like to comment on another polling places in the Vale of White Horse?

There were 3 responses to this part of the question.

Option	Total	Percent
Yes	0	0.00%
No	3	3.85%
Not Answered	75	96.15%

23: How far do you agree or disagree with the proposal to move the polling place from St Johns Ambulance on Caldecott Road to Abingdon Carousel Family Centre?

There was 1 response to this part of the question.



Option	Total	Percent
Strongly agree	1	1.28%
Agree	0	0.00%
Neither agree nor disagree	0	0.00%
Disagree	0	0.00%
Strongly disagree	0	0.00%
Not Answered	77	98.72%

If you have any comments on the above proposal, please use the box below to let us know.

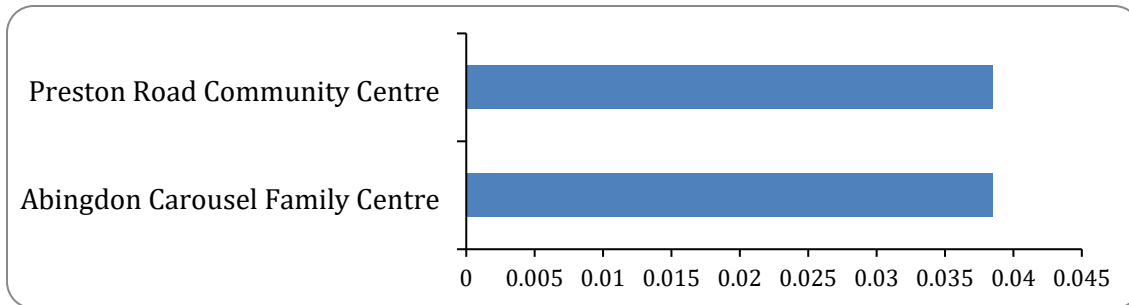
There were 0 responses to this part of the question.

24: Would you like to comment on another polling place in the Vale of White Horse?

There were 2 responses to this part of the question.

Option	Total	Percent
Yes	0	0.00%
No	2	2.56%
Not Answered	76	97.44%

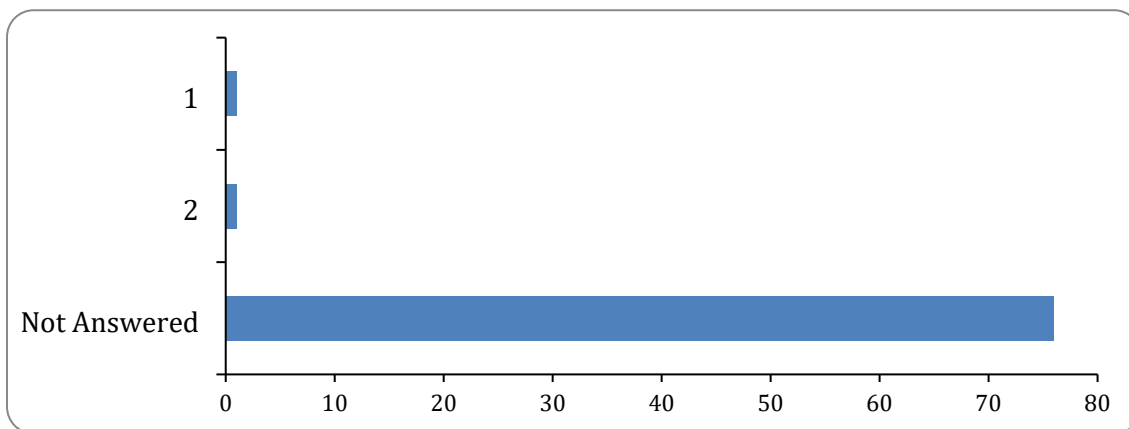
25: Please rank the alternative polling places in order of preference, with 1 being your favourite venue and 2 your least preferred one.



Item	Ranking
Preston Road Community Centre	0.04
Abingdon Carousel Family Centre	0.04

How far do you agree or disagree with the proposal to move the polling place from Stonewater to Preston Road Community Centre or Abingdon Carousel Family Centre? Abingdon Fitzharris - Preston Road Community Centre

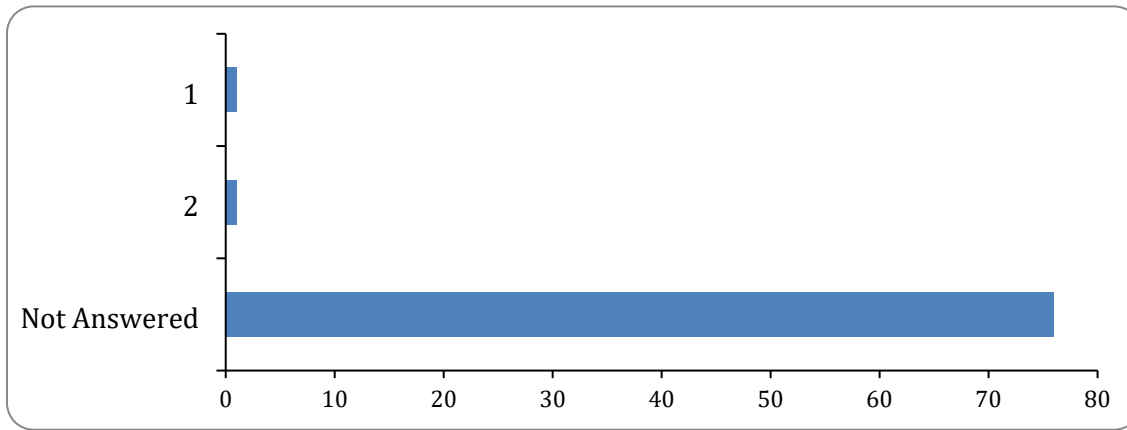
There were 2 responses to this part of the question.



Option	Total	Percent
1	1	1.28%
2	1	1.28%
Not Answered	76	97.44%

How far do you agree or disagree with the proposal to move the polling place from Stonewater to Preston Road Community Centre or Abingdon Carousel Family Centre? Abingdon Fitzharris - Abingdon Carousel Family Centre

There were 2 responses to this part of the question.



Option	Total	Percent
1	1	1.28%
2	1	1.28%
Not Answered	76	97.44%

If you have any comments on the above proposal, please use the box below to let us know.

There was 1 response to this part of the question.

- 1 Parking is not great at the carousel

26: If you can suggest alternative venues in the local area that could replace Stonewater as a polling place, use the box below to let us know.

There was 1 response to this part of the question.

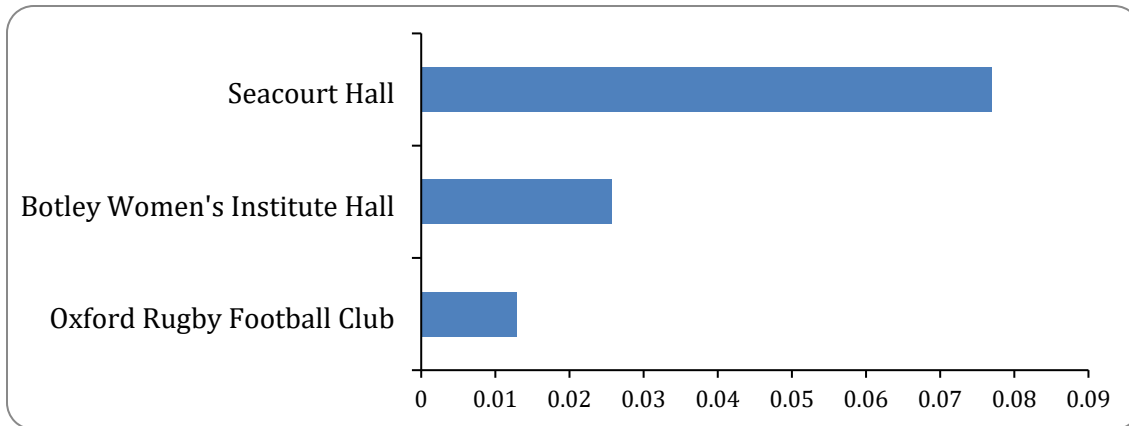
- 1 Stonewater is preferable to the alternatives for the people on tithe farm and Ladygrove

27: Would you like to comment on another polling place in the Vale of White Horse?

There were 3 responses to this part of the question.

Option	Total	Percent
Yes	0	0.00%
No	3	3.85%
Not Answered	75	96.15%

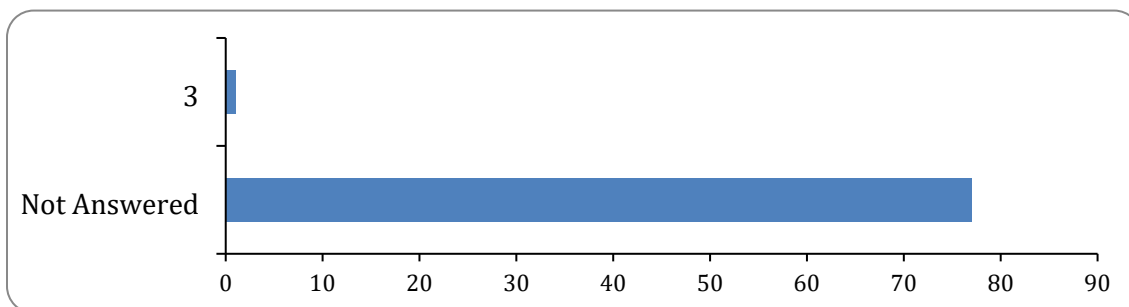
28: Please rank the additional polling places we have identified in order of preference, with 1 being your favourite one, and 3 your least preferred one.



Item	Ranking
Seacourt Hall	0.08
Botley Women's Institute Hall	0.03
Oxford Rugby Football Club	0.01

Please rank the additional polling places we have identified in order of preference, with 1 being the venue you prefer the most, and 2 your least preferred one. Botley and North Hinksey - Oxford Rugby Football Club

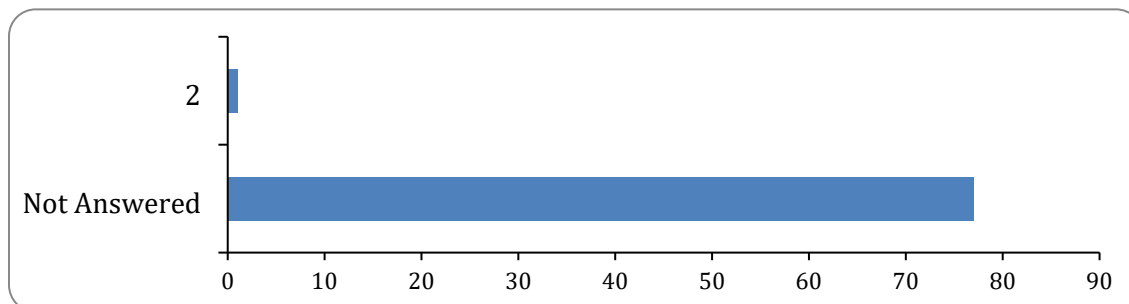
There was 1 response to this part of the question.



Option	Total	Percent
1	0	0.00%
2	0	0.00%
3	1	1.28%
Not Answered	77	98.72%

Please rank the additional polling places we have identified in order of preference, with 1 being the venue you prefer the most, and 2 your least preferred one. Botley and North Hinksey - Botley Women's Institute Hall

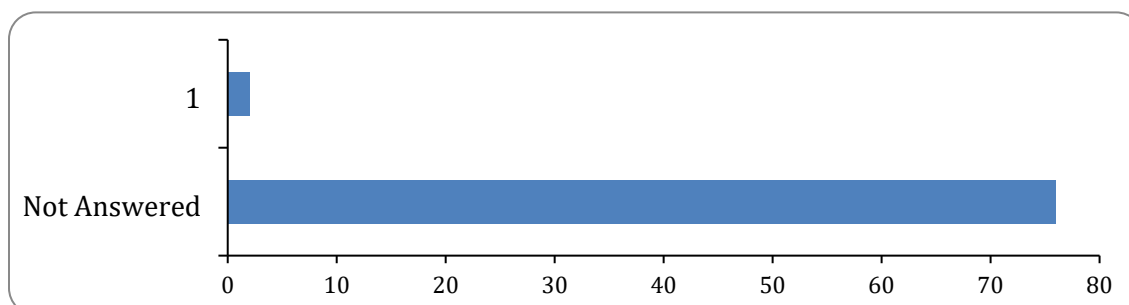
There was 1 response to this part of the question.



Option	Total	Percent
1	0	0.00%
2	1	1.28%
3	0	0.00%
Not Answered	77	98.72%

Please rank the additional polling places we have identified in order of preference, with 1 being the venue you prefer the most, and 2 your least preferred one. Botley and North Hinksey - Seacourt Hall

There were 2 responses to this part of the question.



Option	Total	Percent
1	2	2.56%
2	0	0.00%
3	0	0.00%
Not Answered	76	97.44%

If you have any comments on the above proposal, please provide them below.

There were 2 responses to this part of the question.

- 1 Seacourt Hall is close to bus stops and the shops and at the centre of the community. It is close to bus stops, cycle parking and car parking. The facilities are fairly new and well maintained.

The Rugby club cannot be accessed by public transport and is down a narrow lane so could get very congested.

The WI is closer to West Way than the Rugby club but still on a narrow lane and a 5min walk from a bus stop.

- 2 The Rugby Club is not an appropriate site, it is located a long way down a narrow lane with poor road access and no public transport.

29: If you can suggest other venues in the local area that could be used as a polling place, please use the box below to let us know.

There were 0 responses to this part of the question.

30: Would you like to comment on another polling place in the Vale of White Horse?

There were 3 responses to this part of the question.

Option	Total	Percent
Yes	0	0.00%
No	3	3.85%
Not Answered	75	96.15%

31: Please rank the additional venues we have so far identified in order of preference, with 1 being your favourite venue, and 2 being your least preferred one.

Item	Ranking
Radley Church Room	0.00
Redrow Site Office	0.00

Radley. Please rank the additional venues we have so far identified in order of preference, with 1 being the venue you prefer the most, and 2 being your least preferred one. - Radley Church Room

There were 0 responses to this part of the question.

Radley. Please rank the additional venues we have so far identified in order of preference, with 1 being the venue you prefer the most, and 2 being your least preferred one. - Redrow Site Office

There were 0 responses to this part of the question.

If you have any comments on the above proposal, please use the box below to let us know.

There were 0 responses to this part of the question.

32: If you can suggest alternative venues in the local area that could replace the existing polling place on Pebble Hill, use the box below to let us know.

There were 0 responses to this part of the question.

33: Would you like to comment on another polling place in the Vale of White Horse?

There was 1 response to this part of the question.

Option	Total	Percent
Yes	0	0.00%
No	1	1.28%
Not Answered	77	98.72%

34: If you want, you can use the text box below to comment on any of the above polling places, for example to highlight issues or make suggestions based on your voting experience. Please make sure you mention the specific location(s) you are commenting on.

There were 15 responses to this part of the question.

- 1 XAE2 - No problems
- 2 XAE2 - Long Furlong Community Centre. I am happy with this (I use postal voting these days anyway!). But please note that many new properties are being occupied on the North Abingdon estate - Please make allowances for these extra voters!
- 3 TTK Shrivenham. This is a very useful location in the village
- 4 Hinton Waldrist village hall. Convenient for the village, good disabled access, toilets. Should continue.
- 5 I ticked VOWH area but my polling station in Kennington is not listed either as under review or not under review?

I wanted to say I am deaf with mobility disability and have a support dog. The polling station team had to send me home to fetch my ID last time, I had ID but it was not the accepted kind.

Once back again, the team had no deaf accessible communication, the main thing to do is smile, make eye contact and use hand signals that are everyday if you think about it. But if they knew "name" and "address" in BSL, it would be more welcoming and not difficult for them to learn (don't need full sentences and grammar, just two signs delivered with a non-terrified face. They did however want to make sure I understood that my support dog was welcome to join me in the room, when he had decided all the voters must be there to admire/ cuddle him so I'd had a bit of a job getting to the door (delightful).

- 6 TTA Ashbury this is a convenient place for all of our village to vote at and I would not want to see it moved to a place outside the village.
- 7 TTA Ashbury can be difficult for wheelchair users.
- 8 I find that the Polling Station in Ashbury Village Hall is always bright, accessible, convenient and always friendly and well organised by the Polling Staff.
- 9 We use Ashbury Village Hall which is very convenient, clean and has good facilities
- 10 TTA Ashbury is fine for voters (apart from the front access which may be awkward for some) but is very cold in winter for the people working in the polling station. Extra heaters would benefit them.

- 11 I cannot find the Polling Station for Abingdon Caldecott at Abingdon Rugby Club.

This station requires pedestrians to walk along an unpaved road or through woodland to reach it and, particularly after dark, is a disincentive to elderly people to vote.

- 12 We really appreciate the village hall in Ashbury so are delighted this is being retained.

- 13 The Corn Exchange is a good, central site for a polling station, but it has limitations in the way it is currently used. The current entrance is from the small door on Gloucester Street. The entrance is also used as the exit, which causes a bottle neck as people cannot enter and exit at the same time. In addition for the last few elections, local and national, representatives of the various parties have gathered around this small door. In addition there is usually at least one official in the doorway. The pavement is narrow here, and often people entering/leaving are obliged to step into the road.

When I first moved to Faringdon, many years ago now, the main entrance was used in addition to the side entrance and a 'one way' system was in operation with people entering through one door and left via the other. The main entrance has a large area of pavement outside it, which would allow far more room for representatives to gather whilst allowing those exiting the polling station to do so safely.

I really do think that this original layout needs to be used. The current single entry is unworkable and unsafe. If you really want to keep one entry/exit point then please use the main door at the front. So much larger and safer for all concerned.

- 14 TEA Appleton with Eaton, Appleton Village Hall Oaksmere Appleton. A good central venue for the community to vote at.

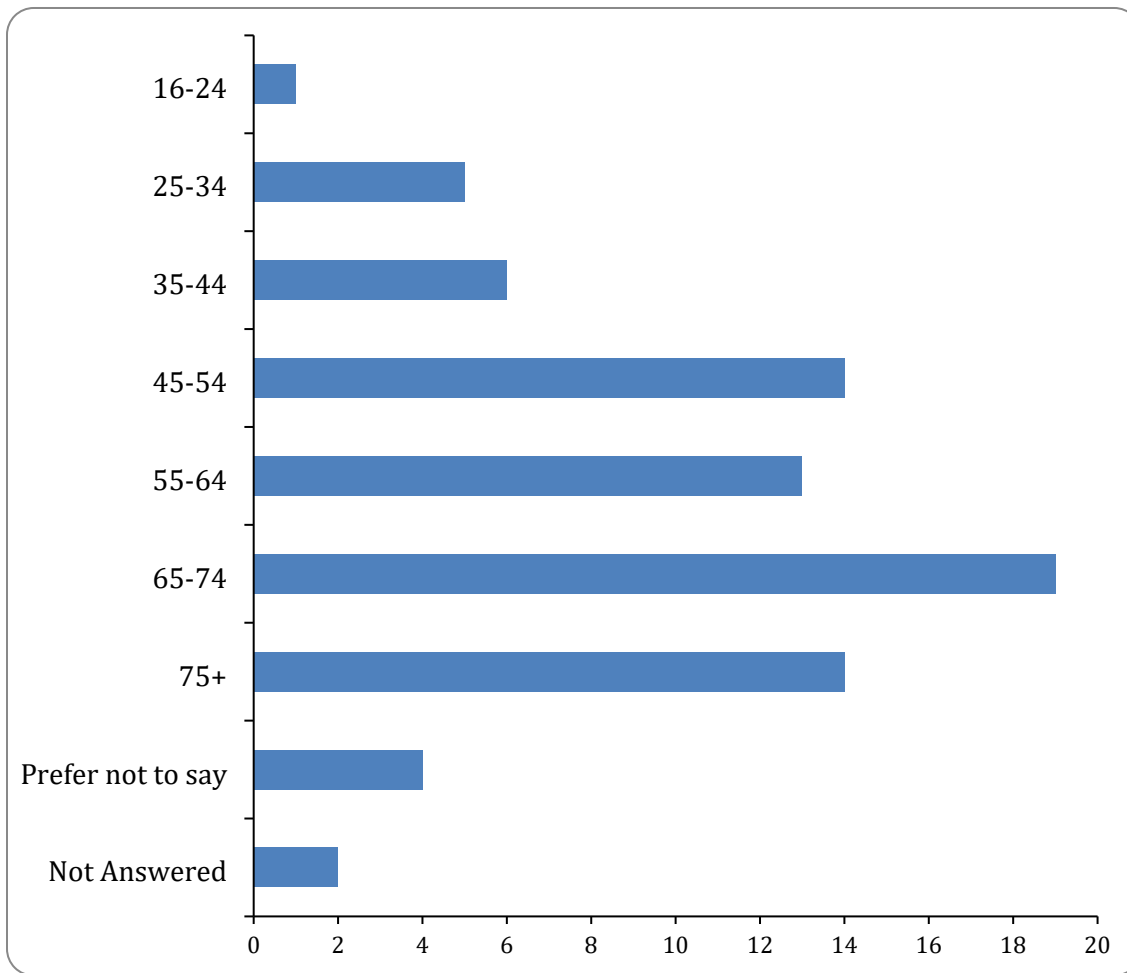
Easy access and parking facilities. Hopefully this location will not feature in any further reviews

- 15 TTK - Shrivenham. The current polling place, the Memorial Hall, is the best available location in the village of Shrivenham - don't move it!

EQUALITIES INFORMATION

How old are you?

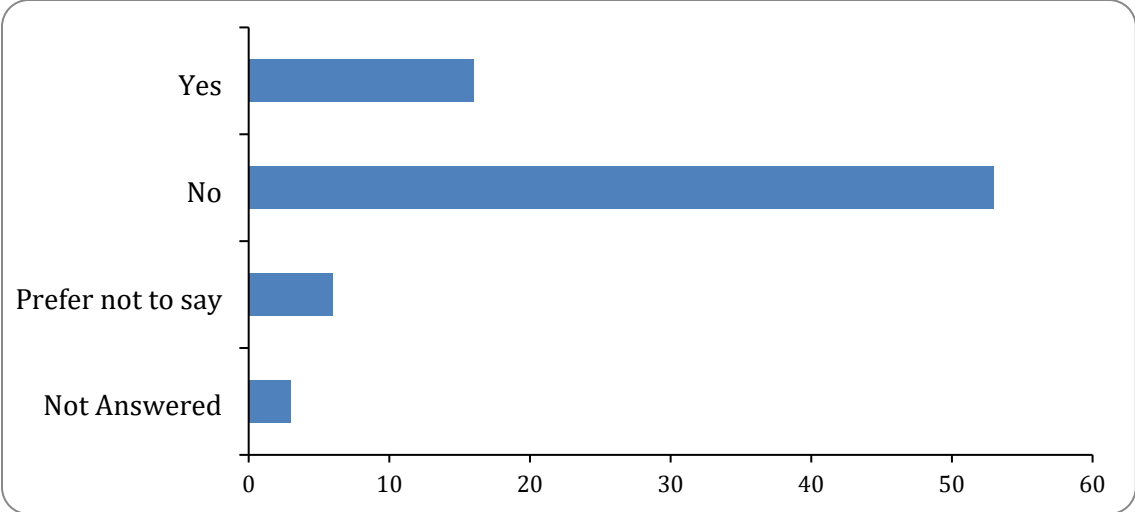
There were 76 responses to this part of the question.



Option	Total	Percent
Under 16	0	0.00%
16-24	1	1.28%
25-34	5	6.41%
35-44	6	7.69%
45-54	14	17.95%
55-64	13	16.67%
65-74	19	24.36%
75+	14	17.95%
Prefer not to say	4	5.13%
Not Answered	2	2.56%

Do you have any physical or mental health conditions or illness lasting or expecting to last 12 months or more?

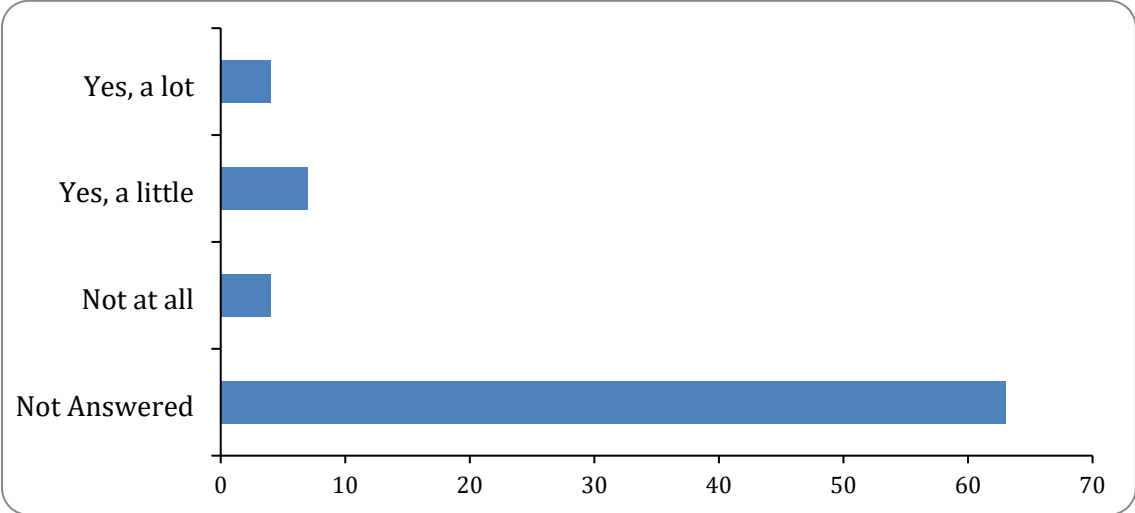
There were 75 responses to this part of the question.



Option	Total	Percent
Yes	16	20.51%
No	53	67.95%
Prefer not to say	6	7.69%
Not Answered	3	3.85%

Do any of your conditions or illnesses reduce your ability to carry out day to day activities?

There were 15 responses to this part of the question.



Option	Total	Percent
Yes, a lot	4	5.13%
Yes, a little	7	8.97%

Not at all	4	5.13%
Not Answered	63	80.77%