A3

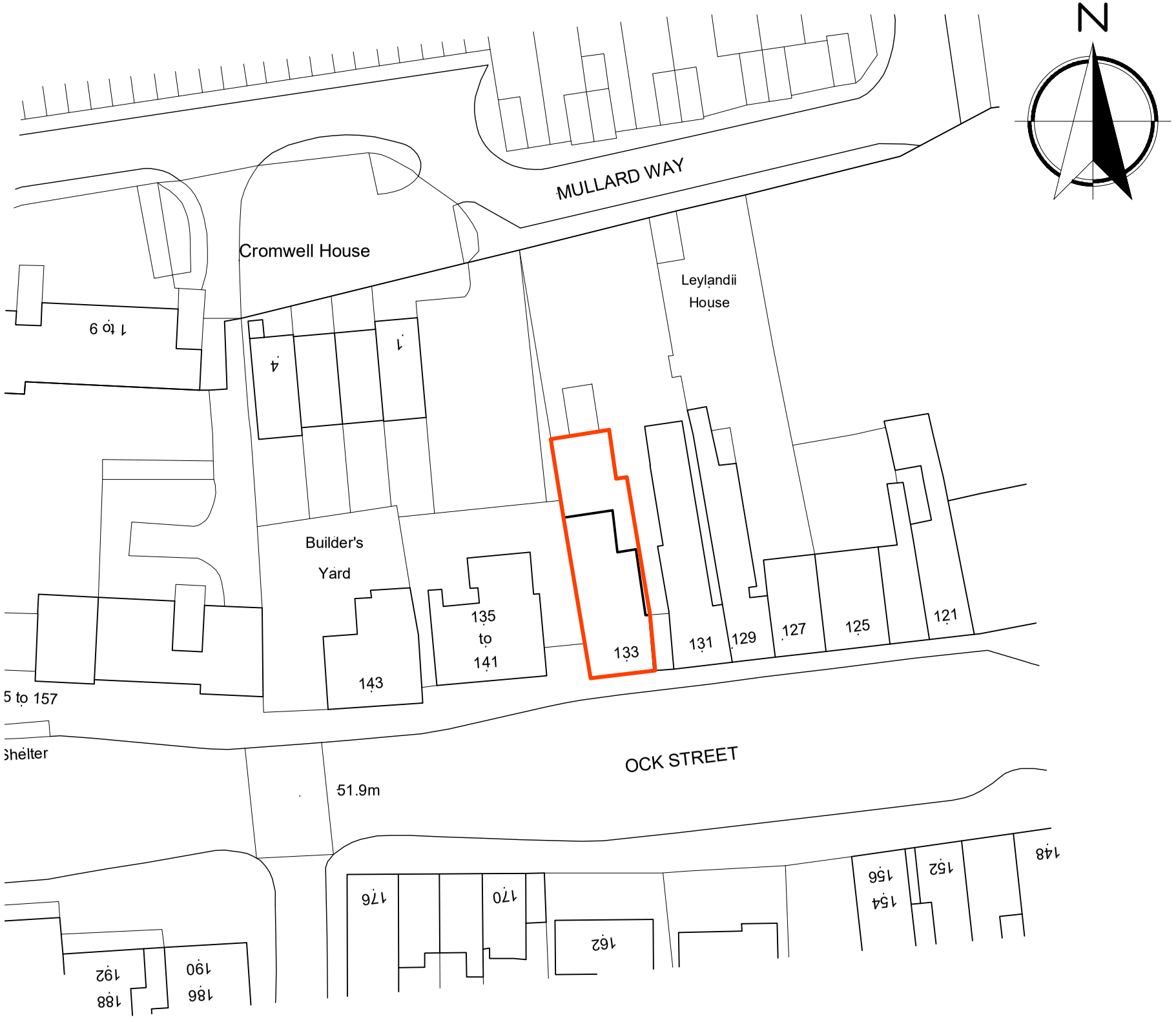

BLOCK/SITE PLAN 1:500

0 10 20 30
Metres (1:500)

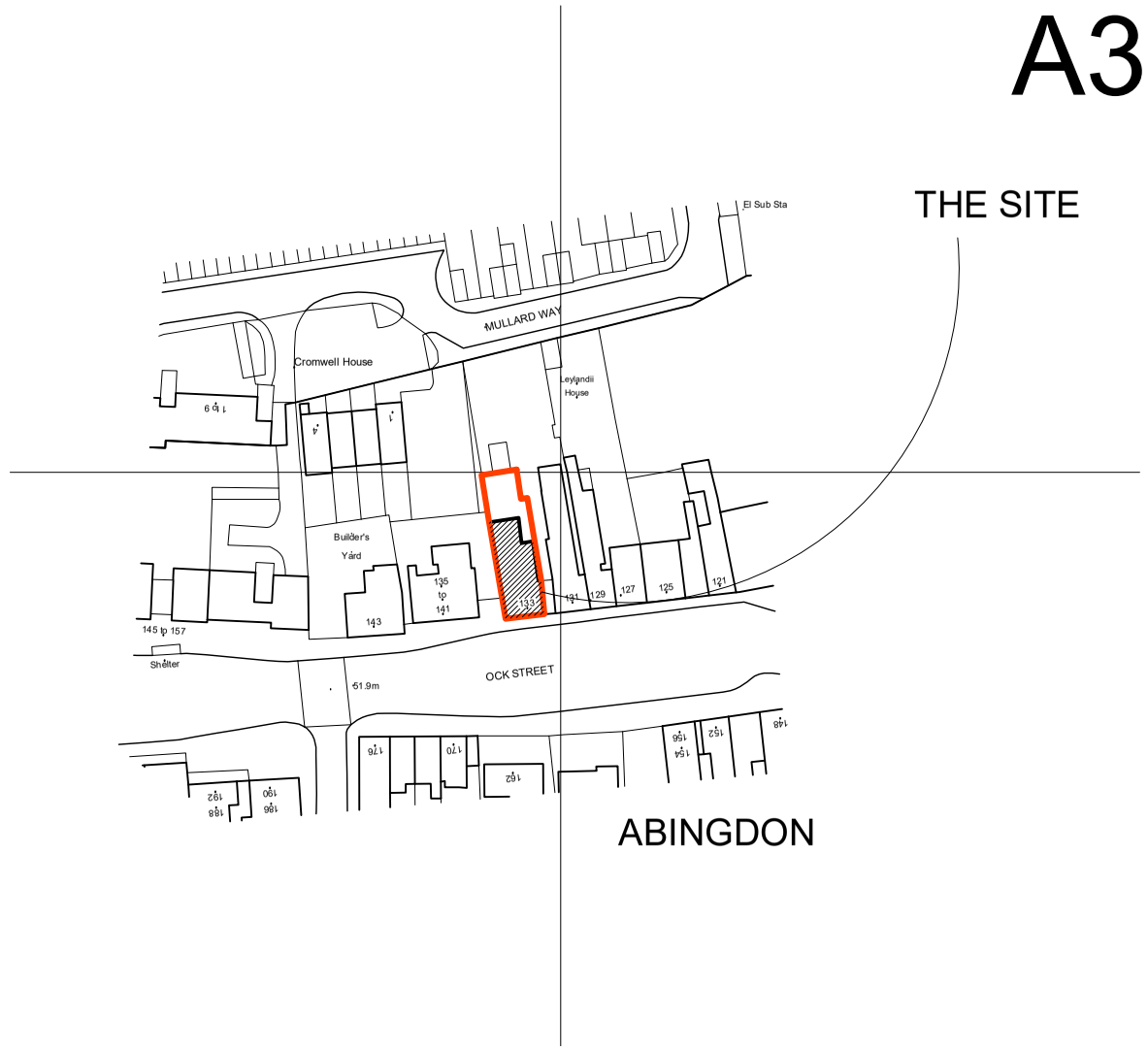

SITE LOCATION PLAN 1:1250

0 10 20
Metres (1:200)

GENERAL NOTES:

- DO NOT SCALE.
- ALL DIMENSIONS TO BE CHECKED ON SITE AND ANY DISCREPANCIES REPORTED IMMEDIATELY.
- LOCATION OF ALL SERVICES (ABOVE & BELOW GROUND) TO BE FULLY VERIFIED BEFORE COMMENCEMENT.
- DRAWINGS TO BE READ IN CONJUNCTION WITH ALL CONSULTANTS & SPECIALISTS DRAWINGS WHERE RELEVANT AND ANY DISCREPANCY BETWEEN THIS INFORMATION AND OTHER DRAWINGS FORMING PART OF THE CONTRACT TO BE CLARIFIED BEFORE COMMENCEMENT OR ORDERING OF MATERIALS.
- THE COPYRIGHT OF THE DRAWINGS & DESIGN IS THE PROPERTY OF THE COMPANY AND UNAUTHORISED REPRODUCTION IS PROHIBITED.
- ALL ELEMENTS TO BE INSTALLED STRICTLY IN ACCORDANCE WITH MANUFACUTRERS INSTRUCTIONS AND RELEVANT CURRENT LEGISLATION, BUILDING REGULATIONS, BRITISH STANDARDS AND GOOD PRACTICE.

Richard J Exley
Architectural Services
9 High Street, Eynsham, Oxford, OX29 4HA
E: richardjexley@aol.com T: 07773760160

project	title	scale	date
133 OCK STREET, ABINGDON, OXON	BLOCK & SITE LOCATION PLANS	500, 1250	JULY'18
client		dwg.no.	rev
MR M THOMPSON		467-AL09	-

A3

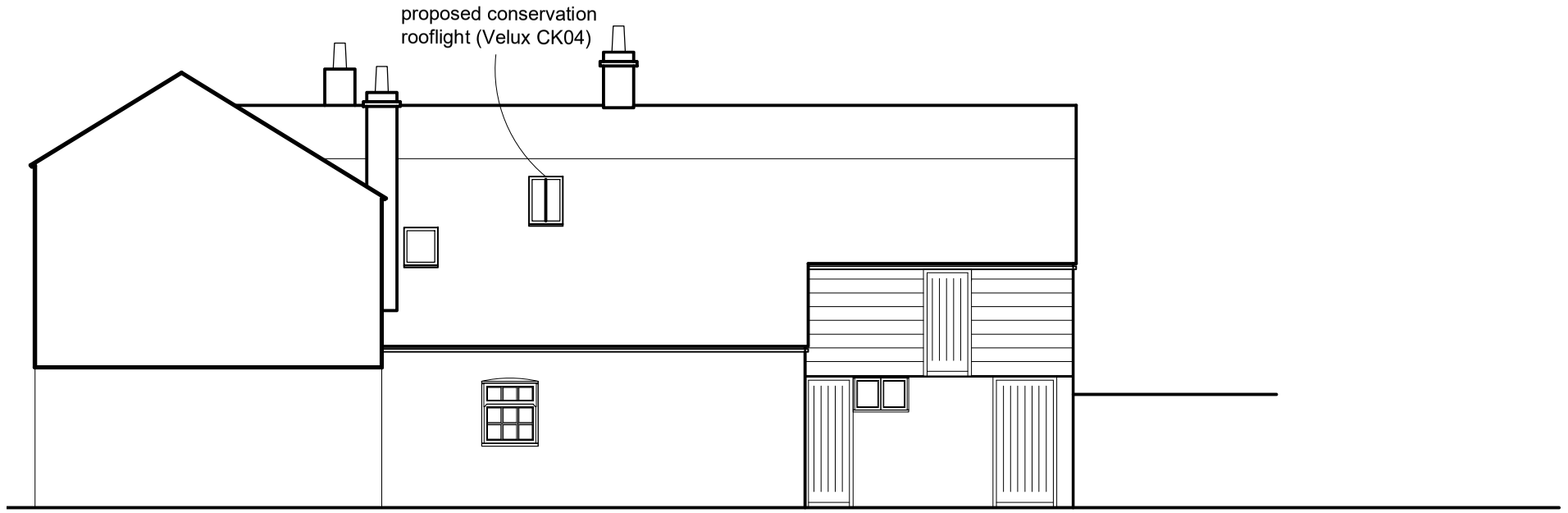

SIDE (EAST)

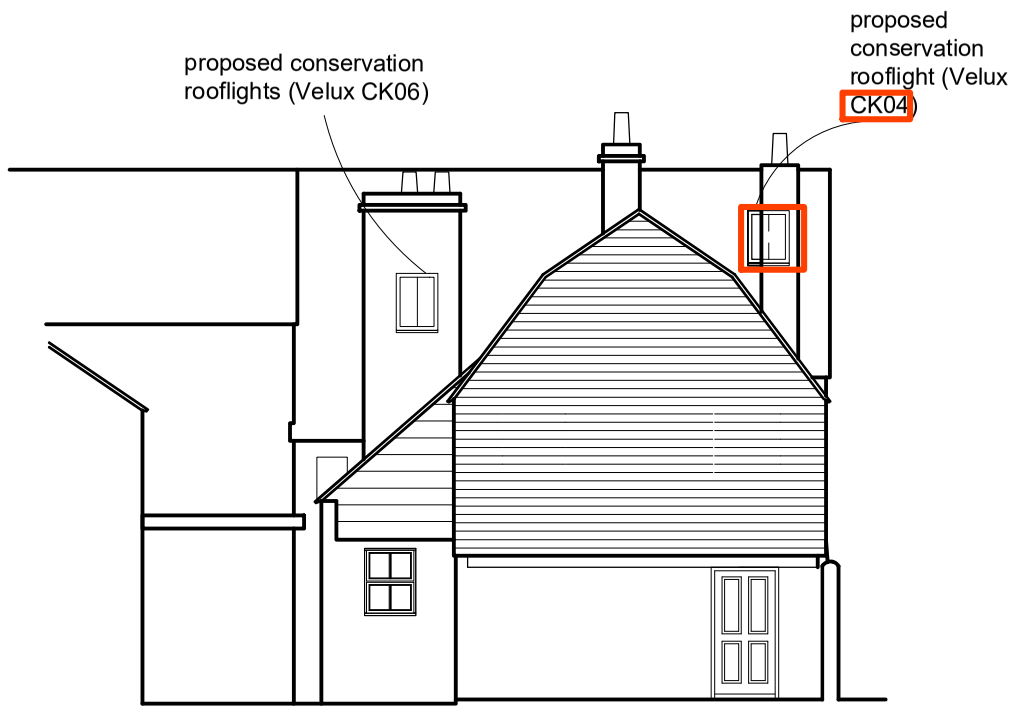

REAR (NORTH)

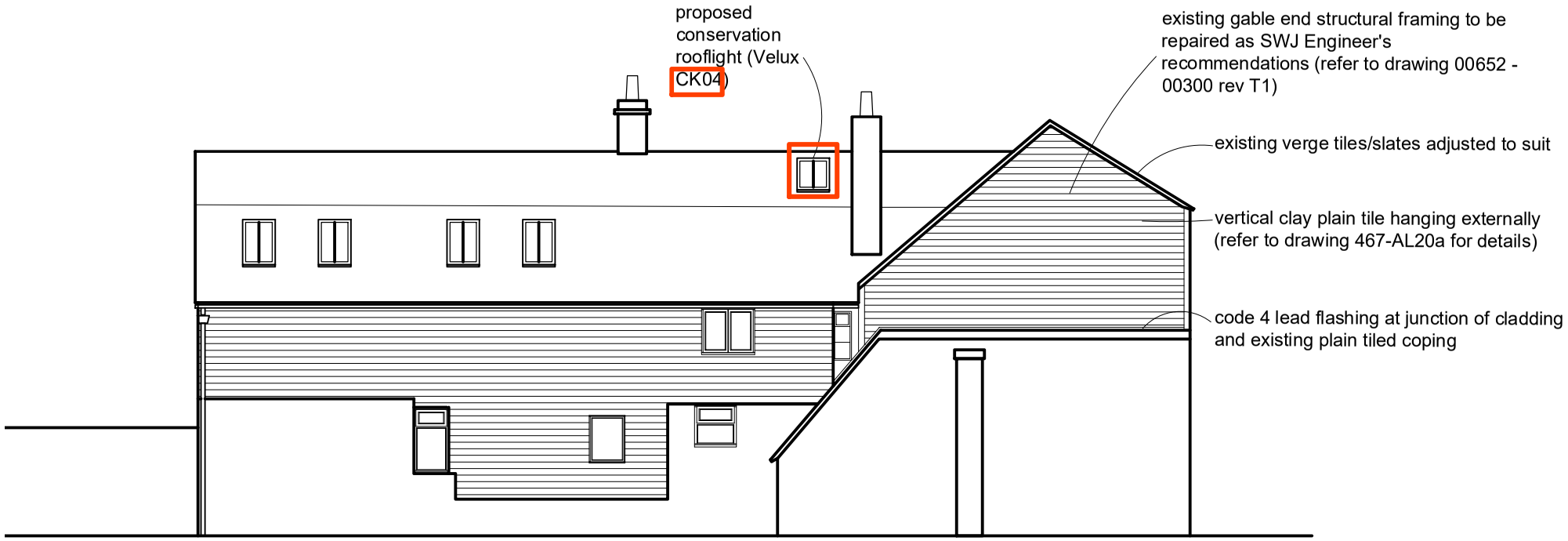

SIDE (WEST)

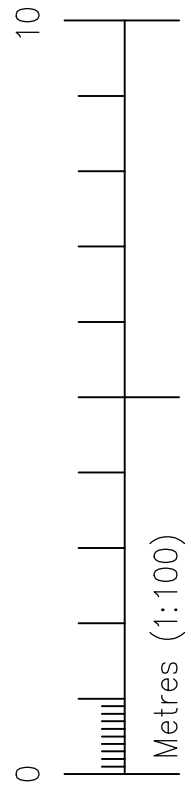

REV F - 2no. CK01 ROOFLIGHTS CHANGED TO CK04 - SEPT'20
REV E - VERTICAL TILE HANGING IN LIEU OF WEATHERBOARDING TO GABLE - AUG'20
REV D - GABLE WORKS ADJUSTED - AUG'20
REV C - GABLE WORKS ADDED - JULY'20
REV B - ROOFLIGHTS ADJUSTED - OCT'19
REV A - ROOFLIGHTS ADJUSTED - SEPT'19

ELEVATIONS - PROPOSED

Richard J Exley
Architectural Services
9 High Street, Eynsham, Oxford, OX29 4HA
E: richardjexley@aol.com T: 07773760160

project	title	scale	date
133 OCK STREET, ABINGDON, OXON	ELEVATIONS - PROPOSED	100	JULY'18
client		dwg.no.	rev
MR M THOMPSON		467-AL08	F

A3

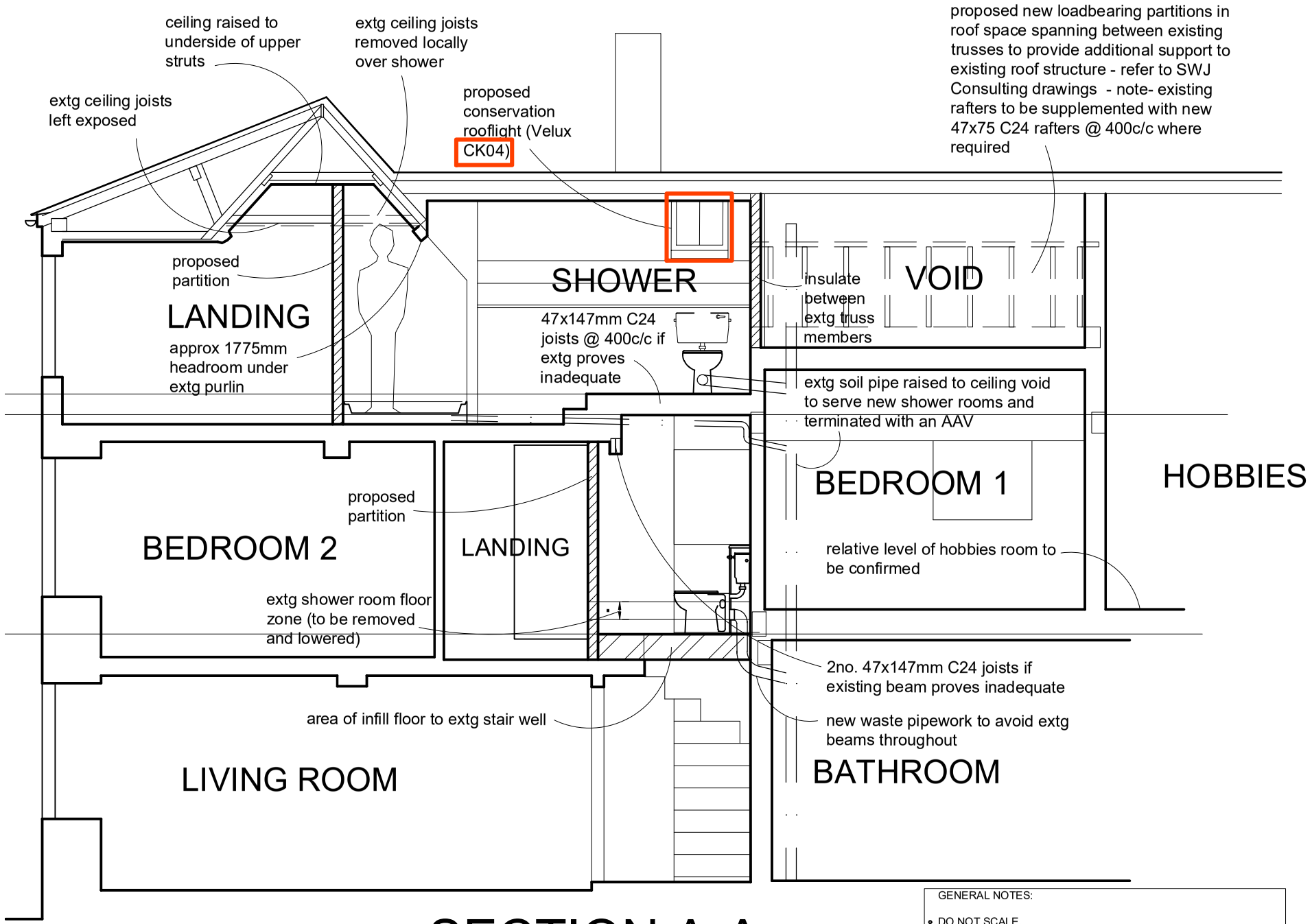

SECTION A-A

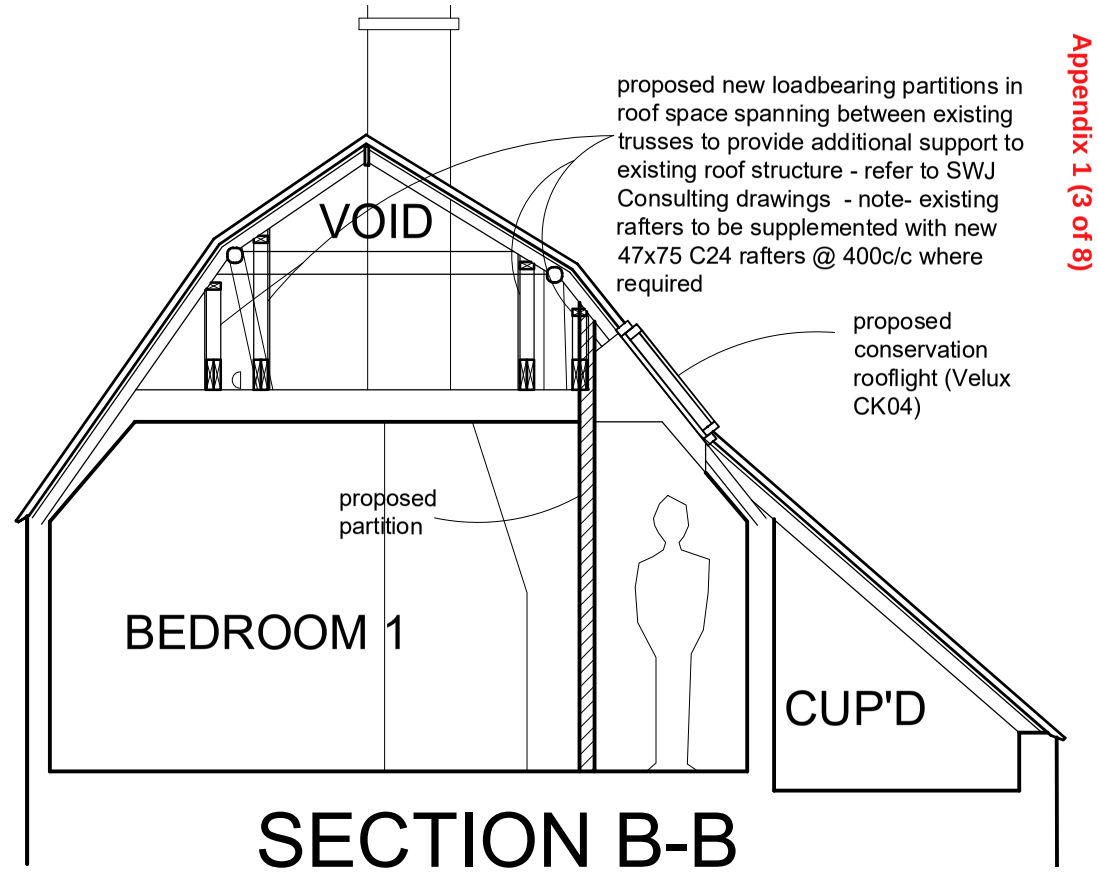

SECTION B-B

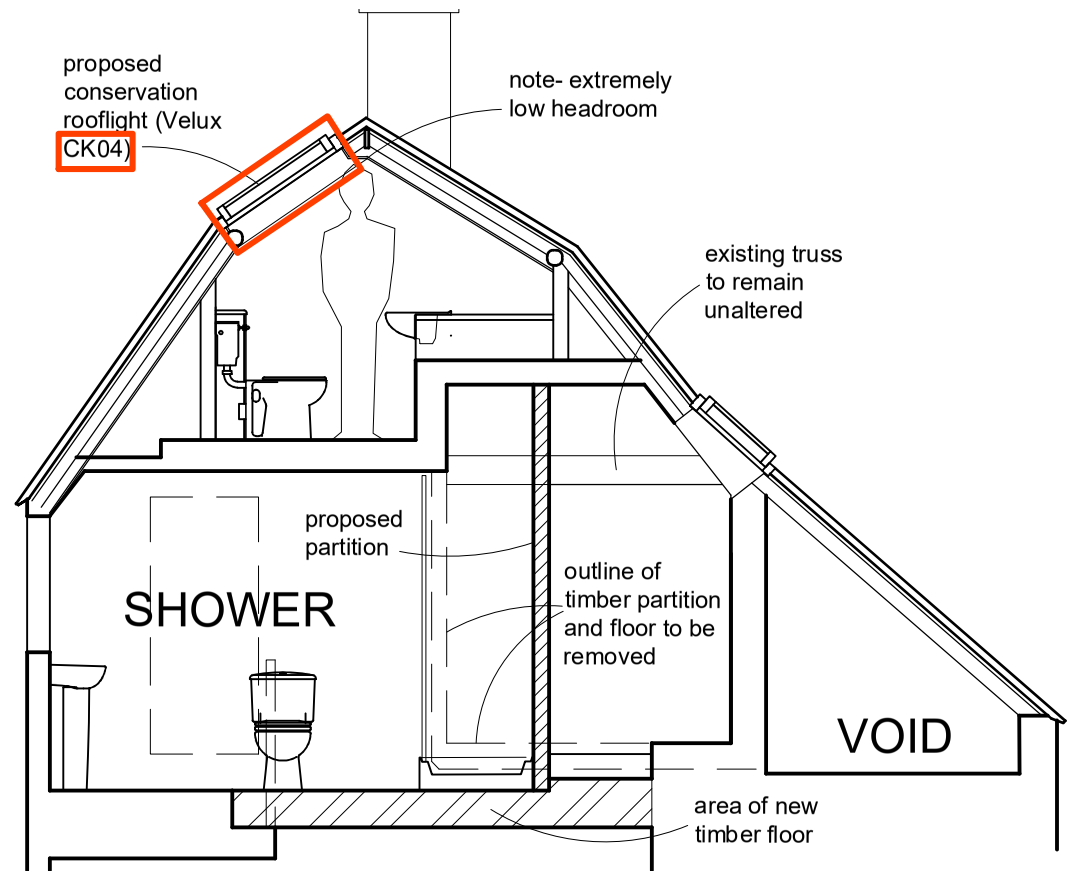

SECTION C-C

0 5

Metres (1:50)

GENERAL NOTES:

- DO NOT SCALE.
- ALL DIMENSIONS TO BE CHECKED ON SITE AND ANY DISCREPANCIES REPORTED IMMEDIATELY.
- LOCATION OF ALL SERVICES (ABOVE & BELOW GROUND) TO BE FULLY VERIFIED BEFORE COMMENCEMENT.
- DRAWINGS TO BE READ IN CONJUNCTION WITH ALL CONSULTANTS & SPECIALISTS DRAWINGS WHERE RELEVANT AND ANY DISCREPANCY BETWEEN THIS INFORMATION AND OTHER DRAWINGS FORMING PART OF THE CONTRACT TO BE CLARIFIED BEFORE COMMENCEMENT OR ORDERING OF MATERIALS.
- THE COPYRIGHT OF THE DRAWINGS & DESIGN IS THE PROPERTY OF THE COMPANY AND UNAUTHORISED REPRODUCTION IS PROHIBITED.
- ALL ELEMENTS TO BE INSTALLED STRICTLY IN ACCORDANCE WITH MANUFACUTRERS INSTRUCTIONS AND RELEVANT CURRENT LEGISLATION, BUILDING REGULATIONS, BRITISH STANDARDS AND GOOD PRACTICE.

REV D - 2no. CK01 ROOFLIGHTS CHANGED TO CK04 - SEPT'20
REV C - ROOF STRENGTHENING WORKS ADDED - JULY'20
REV B - ROOFLIGHT ADJUSTED - OCT'19
REV A - ROOFLIGHT ADJUSTED - SEPT'19

Richard J Exley •
Architectural Services
9 High Street, Eynsham, Oxford, OX29 4HA
E: richardjexley@aol.com T: 07773760160

project	title	scale	date
133 OCK STREET, ABINGDON, OXON	PROPOSED SECTION AA, BB & CC	50	JULY'18
client		dwg.no.	rev
MR M THOMPSON		467-AL13	D

Appendix 1 (4 of 8)

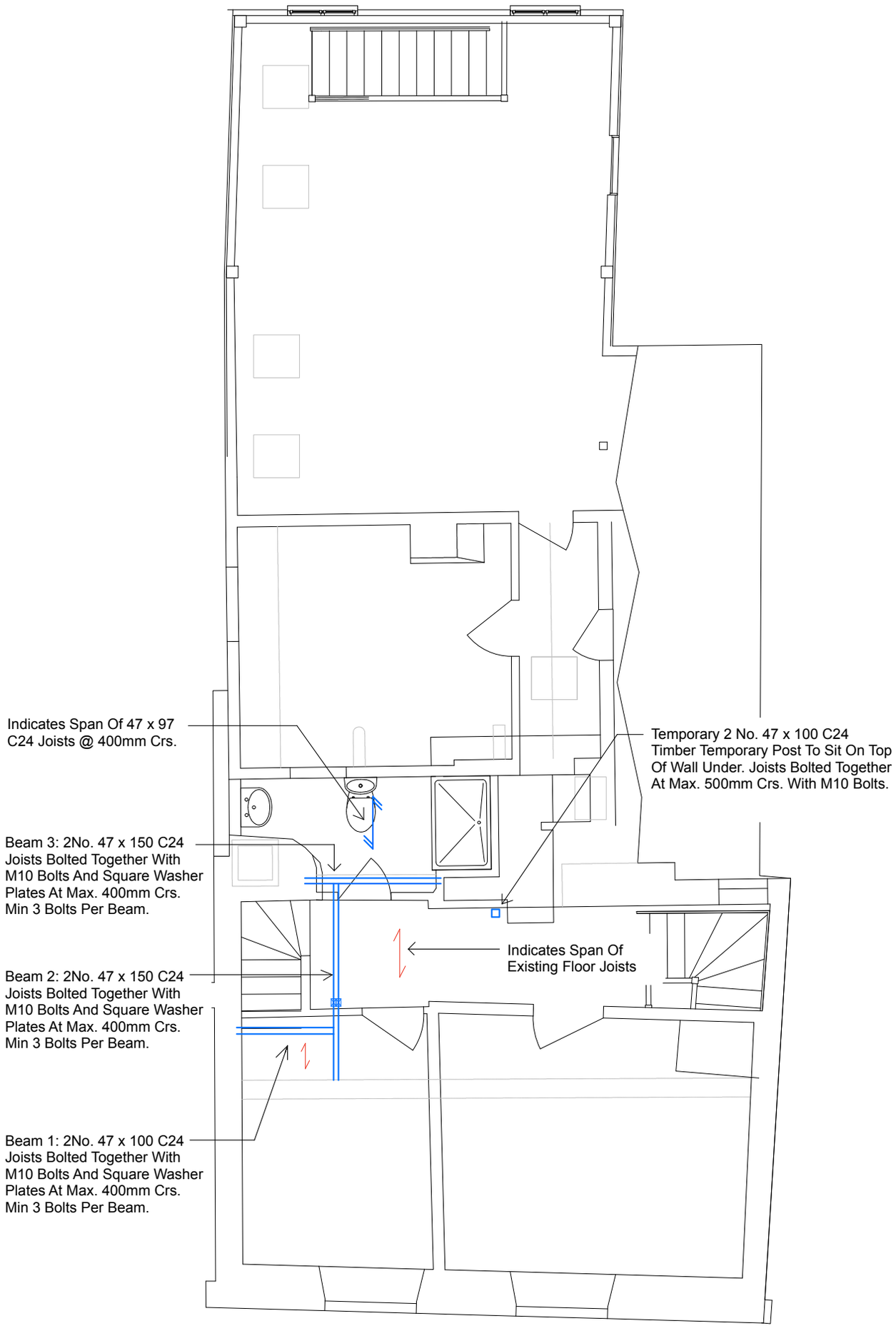

SWJ Consulting Ltd.

Project: Ock Street, Abingdon.

Drawing No.: 00652-SWJ-XX-XX-SK-S-00100-T2

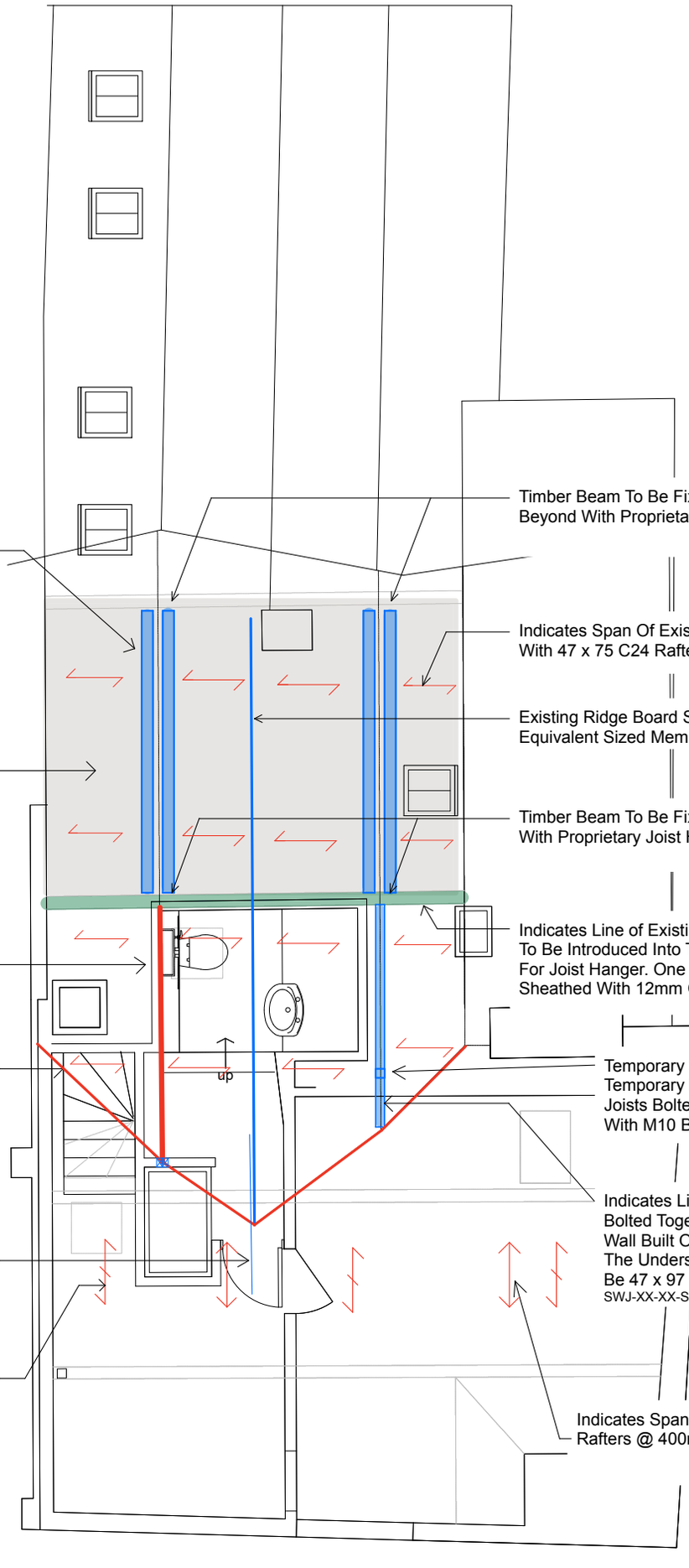

SWJ Consulting Ltd.

Project: Ock Street, Abingdon.

Drawing No.: 00652-SWJ-XX-XX-SK-S-00101-T2

A3

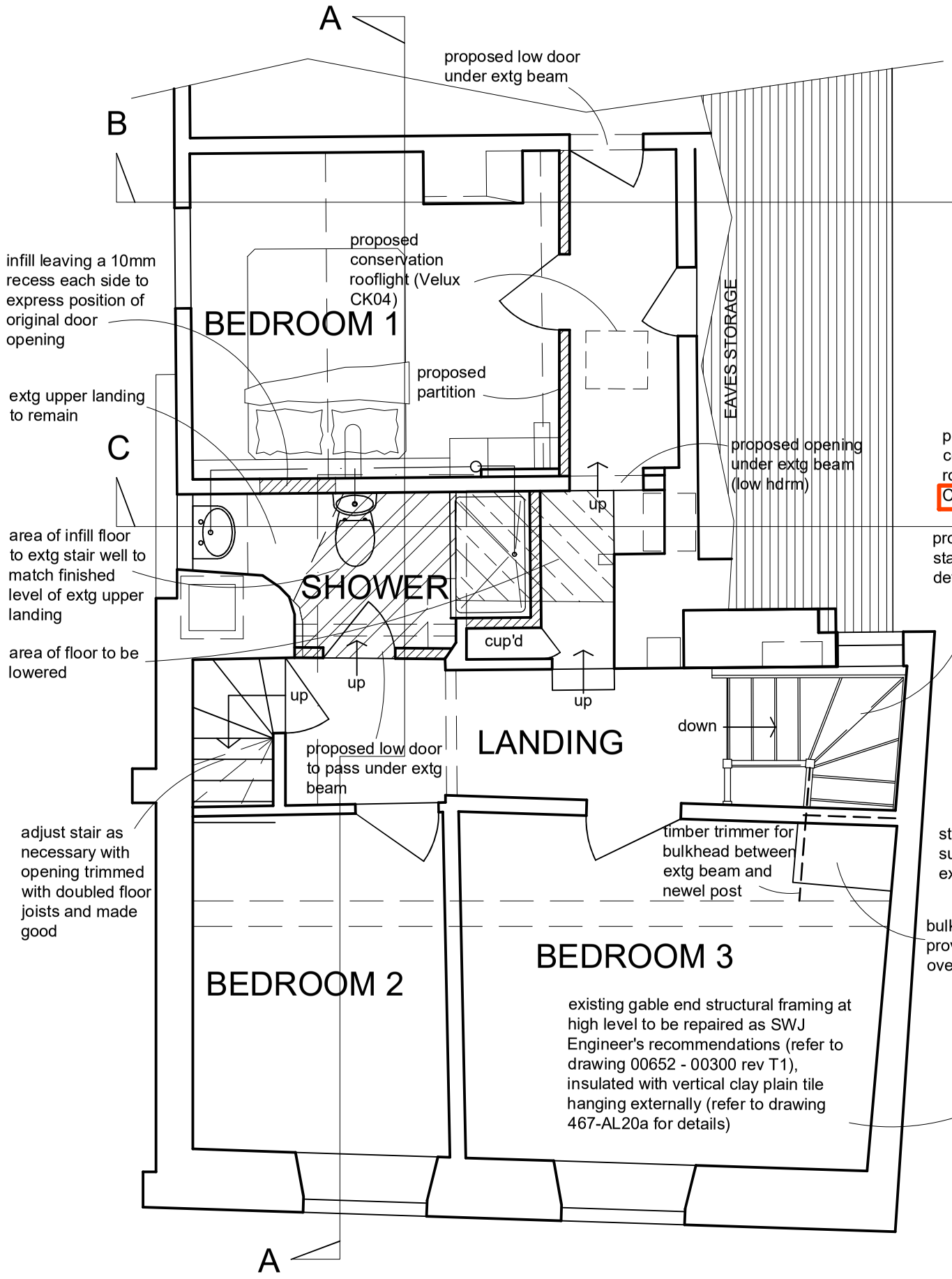

FIRST FLOOR

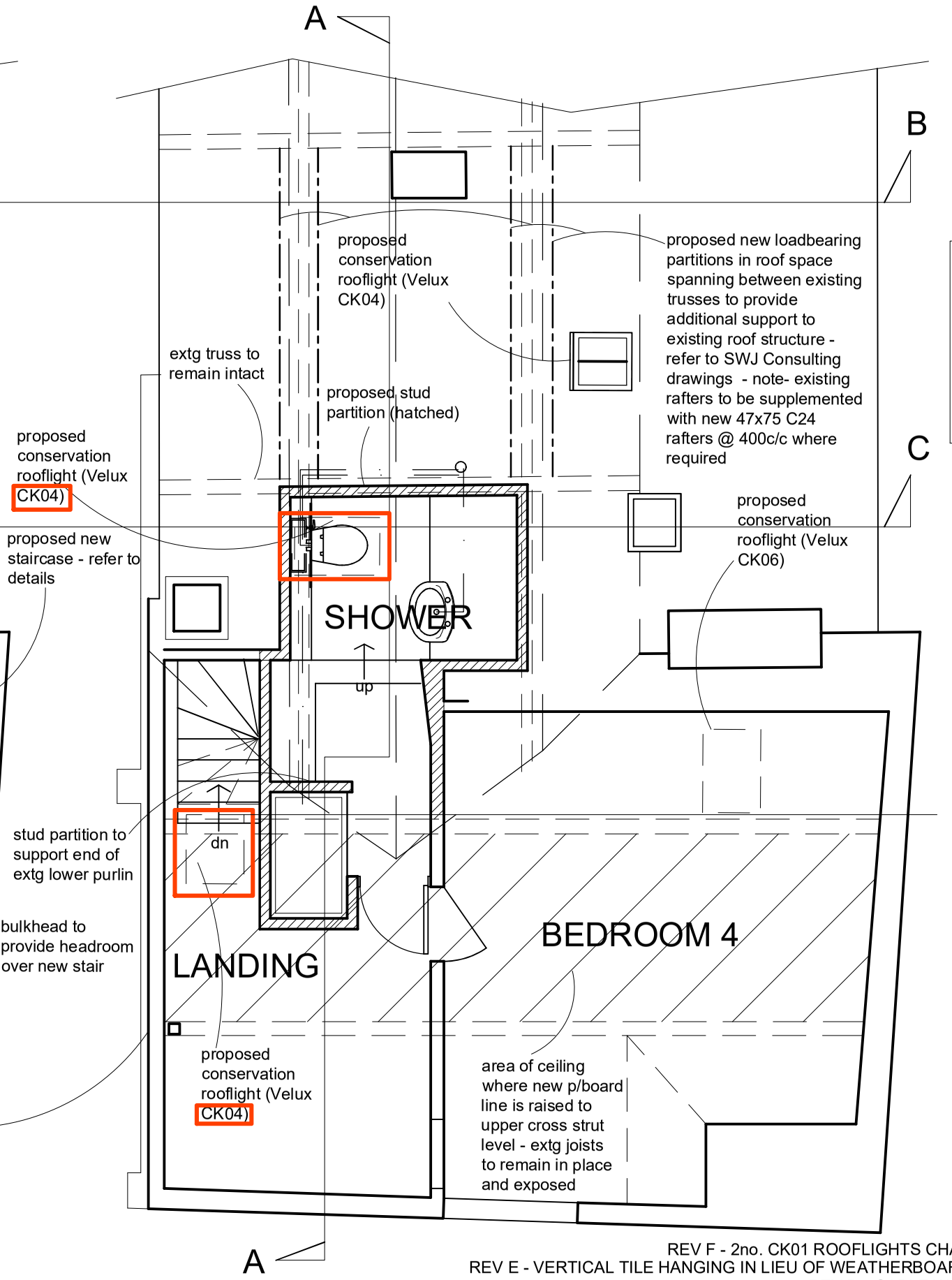

SECOND FLOOR

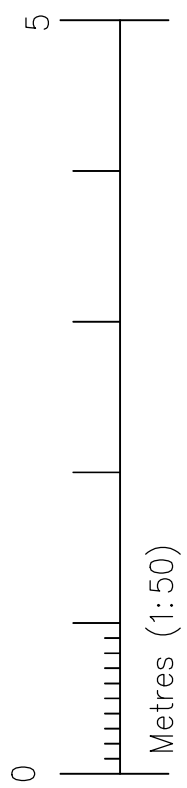

GENERAL NOTES:

- DO NOT SCALE.
- ALL DIMENSIONS TO BE CHECKED ON SITE AND ANY DISCREPANCIES REPORTED IMMEDIATELY.
- LOCATION OF ALL SERVICES (ABOVE & BELOW GROUND) TO BE FULLY VERIFIED BEFORE COMMENCEMENT.
- DRAWINGS TO BE READ IN CONJUNCTION WITH ALL CONSULTANTS & SPECIALISTS DRAWINGS WHERE RELEVANT AND ANY DISCREPANCY BETWEEN THIS INFORMATION AND OTHER DRAWINGS FORMING PART OF THE CONTRACT TO BE CLARIFIED BEFORE COMMENCEMENT OR ORDERING OF MATERIALS.
- THE COPYRIGHT OF THE DRAWINGS & DESIGN IS THE PROPERTY OF THE COMPANY AND UNAUTHORISED REPRODUCTION IS PROHIBITED.
- ALL ELEMENTS TO BE INSTALLED STRICTLY IN ACCORDANCE WITH MANUFACUTRERS INSTRUCTIONS AND RELEVANT CURRENT LEGISLATION, BUILDING REGULATIONS, BRITISH STANDARDS AND GOOD PRACTICE.

REV F - 2no. CK01 ROOFLIGHTS CHANGED TO CK04 - SEPT'20
REV E - VERTICAL TILE HANGING IN LIEU OF WEATHERBOARDING TO GABLE - AUG'20
REV D - GABLE WORKS ADJUSTED - AUG'20
REV C - ROOF STRENGTHENING AND GABLE WORKS ADDED - JULY'20
REV B - ROOFLIGHTS ADJUSTED - OCT'19
REV A - ROOFLIGHTS ADJUSTED - SEPT'19

Richard J Exley
Architectural Services
9 High Street, Eynsham, Oxford, OX29 4HA
E: richardjexley@aol.com T: 07773760160

project	title	scale	date
133 OCK STREET, ABINGDON, OXON	PART FIRST & SECOND FLOOR PLANS - PROPOSED	50	JULY'18
client		dwg.no.	rev
MR M THOMPSON		467-AL12	F

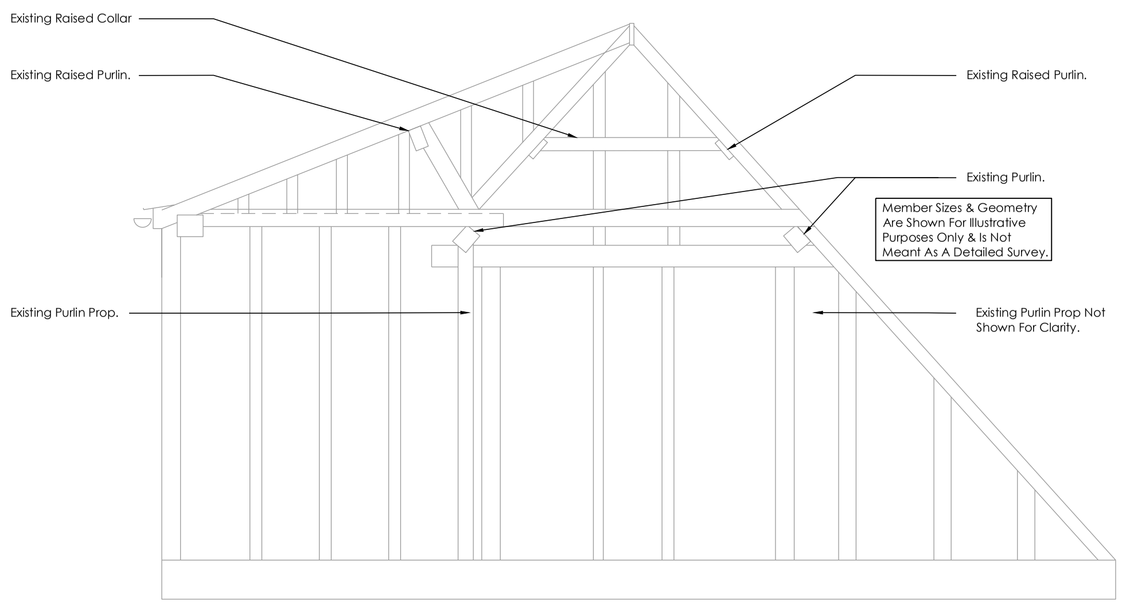

Elevation On Existing Gable Frame

(Scale 1:20)

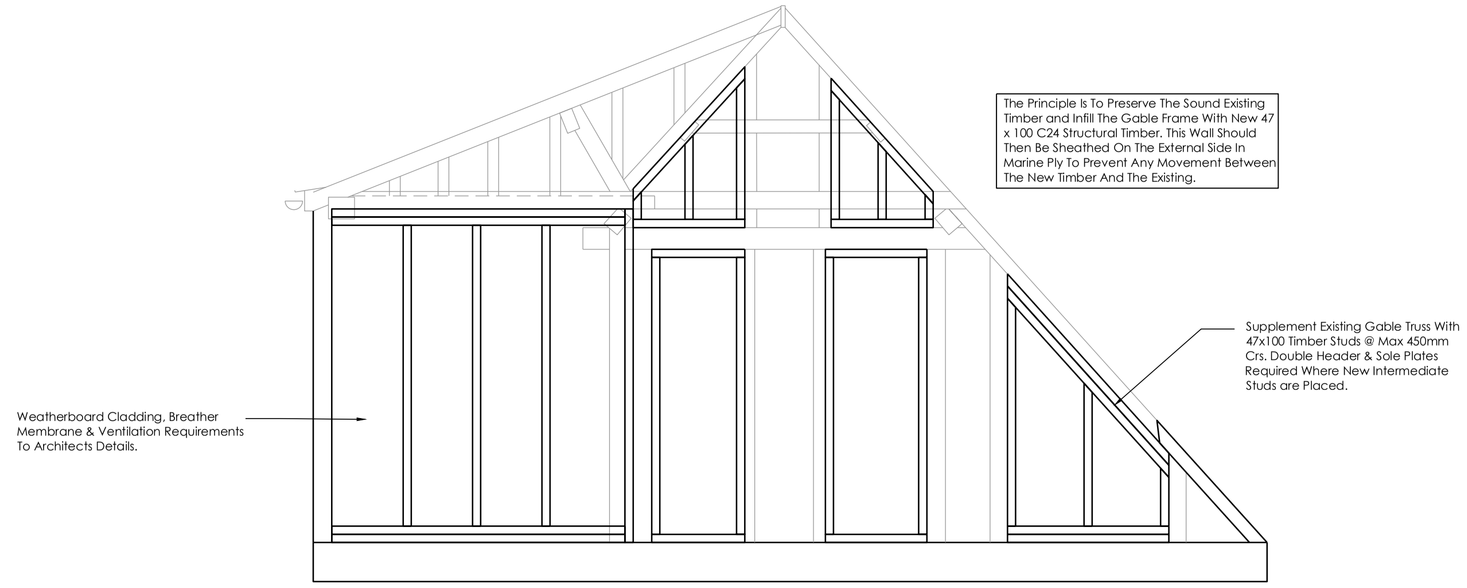

Gable Strengthening Works

(Scale 1:20)

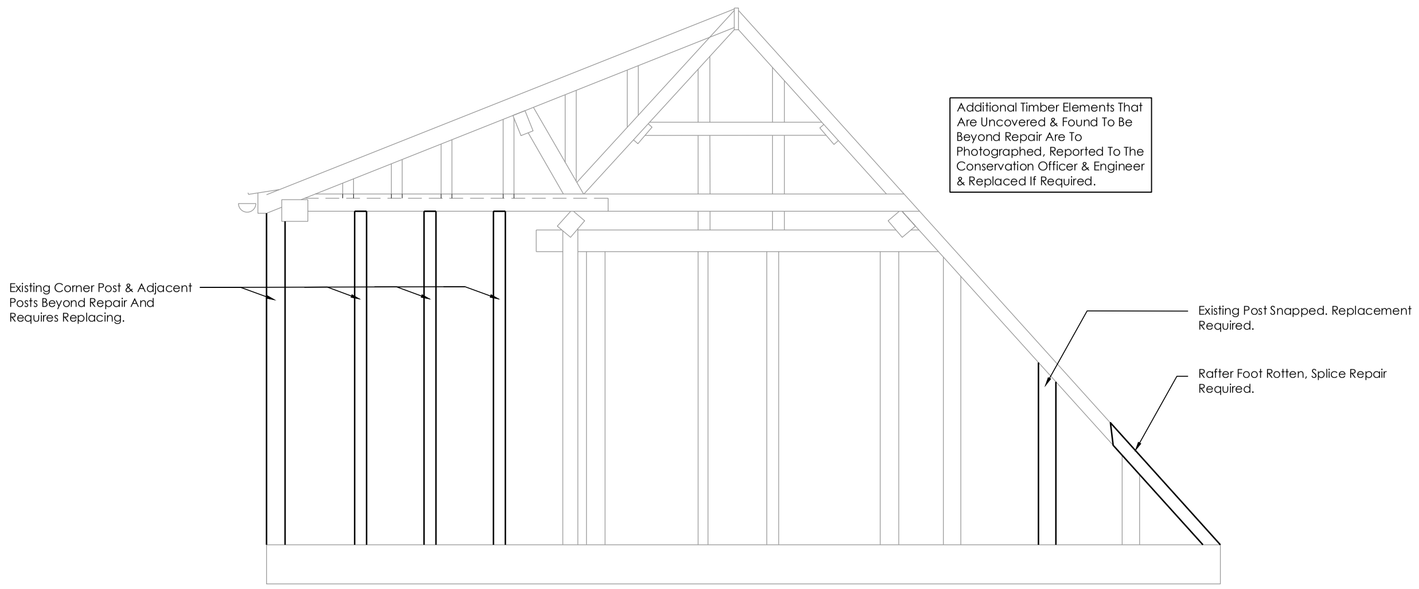

Removal/Replacement Elevation

(Scale 1:20)

REV	REVISION DETAILS	DATE	DRAWN BY
T1	First Issue For Comment	11/08/20	SAJ

CLIENT

ORIGINATOR: SWJ

PROJECT: 133 Ock Street Abingdon

TITLE: Gable Truss Strengthing Works

SCALE	DRAWN	CHECKED	APPROVED
1:25 @A1	SAJ	JRS	SAJ

PROJECT	ORIGINATOR	ZONE	LEVEL	TYPE	ROLE	DOC NO
00652	SWJ	XX	XX	DR	S	00300

JOB NO.	PURPOSE OF ISSUE	STATUS:	REVISION:
00652	WORK IN PROGRESS	S0	T1

A3

GENERAL NOTES:

- DO NOT SCALE.
- ALL DIMENSIONS TO BE CHECKED ON SITE AND ANY DISCREPANCIES REPORTED IMMEDIATELY.
- LOCATION OF ALL SERVICES (ABOVE & BELOW GROUND) TO BE FULLY VERIFIED BEFORE COMMENCEMENT.
- DRAWINGS TO BE READ IN CONJUNCTION WITH ALL CONSULTANTS & SPECIALISTS DRAWINGS WHERE RELEVANT AND ANY DISCREPANCY BETWEEN THIS INFORMATION AND OTHER DRAWINGS FORMING PART OF THE CONTRACT TO BE CLARIFIED BEFORE COMMENCEMENT OR ORDERING OF MATERIALS.
- THE COPYRIGHT OF THE DRAWINGS & DESIGN IS THE PROPERTY OF THE COMPANY AND UNAUTHORISED REPRODUCTION IS PROHIBITED.
- ALL ELEMENTS TO BE INSTALLED STRICTLY IN ACCORDANCE WITH MANUFACUTRERS INSTRUCTIONS AND RELEVANT CURRENT LEGISLATION, BUILDING REGULATIONS, BRITISH STANDARDS AND GOOD PRACTICE.

Appendix 1 (8 of 8)

GABLE VERGE DETAIL

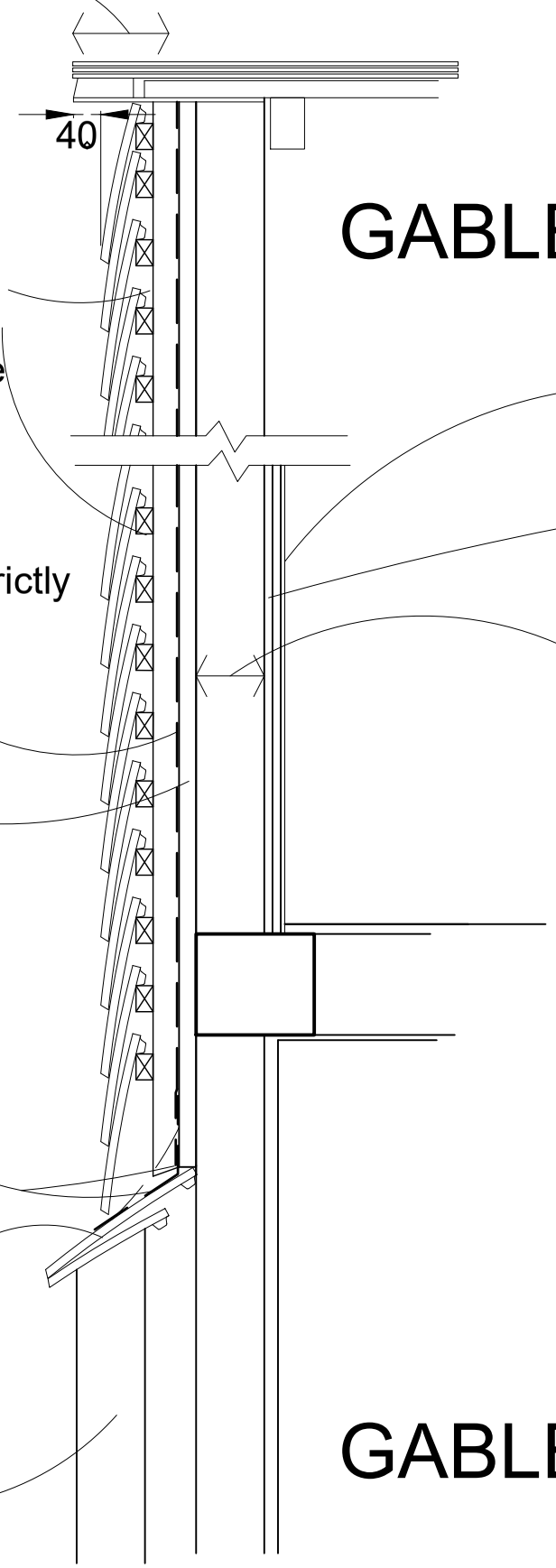

tiles/slates extended to 40mm beyond tiles

clay plain tile hanging (tiles to match existing) on 38x25mm treated battens on 50x38mm treated vertical counterbattens @ 400mm c/c fixed through to frame (use suitable length fixings) on breather membrane

proprietary fire shield vapour permeable membrane fitted strictly in accordance manufacturers instructions

25mm wood wool slabs for external use ('Celenit N')

existing rough sand/cement fillet replaced with code 4 lead flashing

existing plain tiled coping to be made good

existing concrete blockwork

12mm woodfibre backing & lime plaster finished with breathable paint

12mm fire resistant OSB3 sheathing to engr's recommendations

nominal 100mm thick timber frame to be repaired as SWJ Engineer's recommendations (refer to drawing 00652 - 00300 rev T1) and infilled with treated Sheep Wool Insulation 'premium roll' fitted in accordance with manufacturers recommendations

GABLE WALL DETAIL

0 1

Metres (1:10)

REV A - VERTICAL TILE HANGING IN LIEU OF WEATHERBOARDING - AUG'20

Richard J Exley

Architectural Services

9 High Street, Eynsham, Oxford, OX29 4HA
E: richardjexley@aol.com T: 07773760160

project	title	scale	date
133 OCK STREET, ABINGDON, OXON	ROOF DETAILS	10	AUG'20
client		dwg.no.	rev
MR M THOMPSON		467-AL20	A