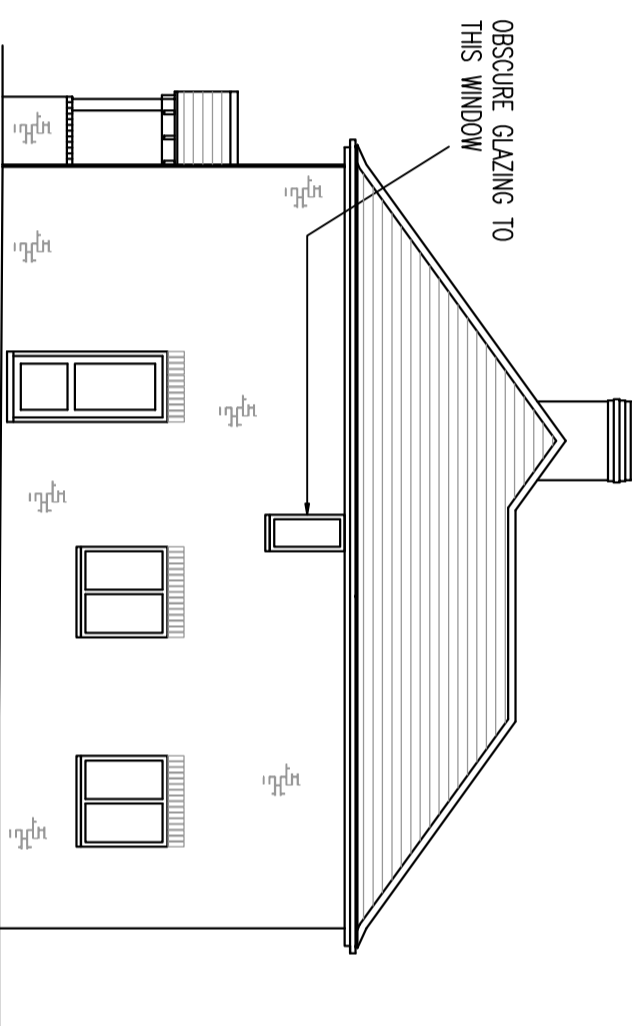
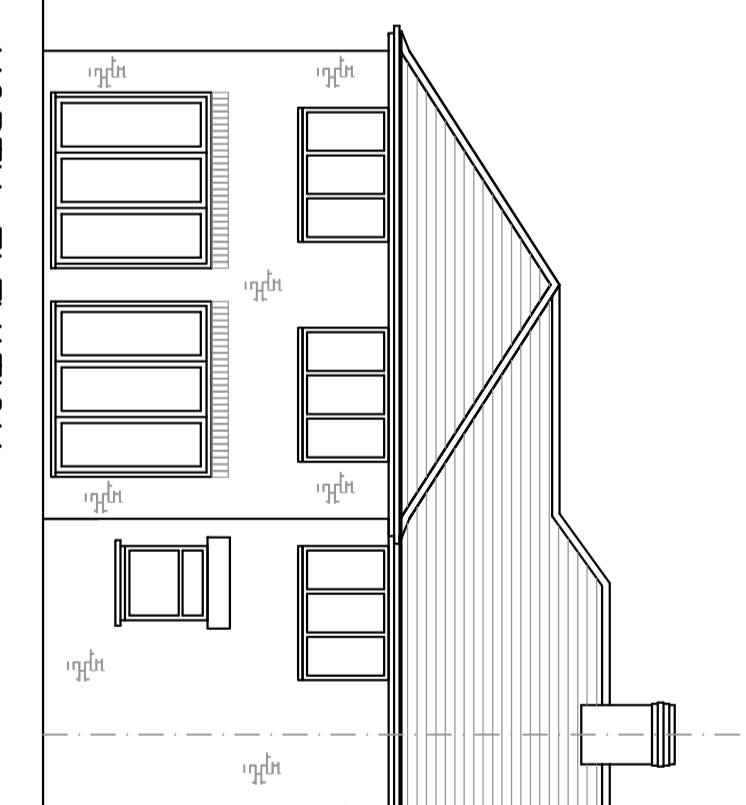


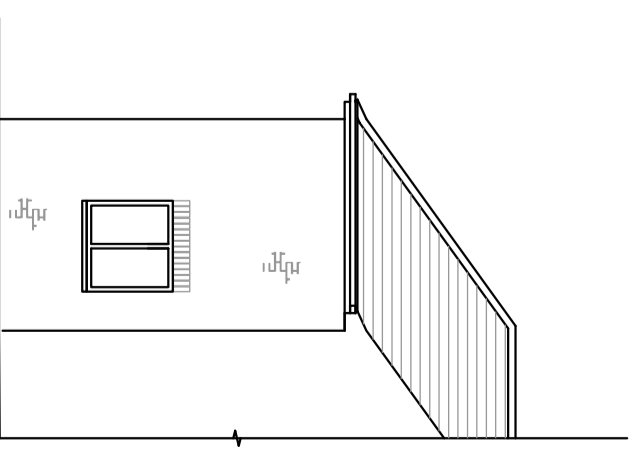
SOUTH ELEVATION



EAST ELEVATION

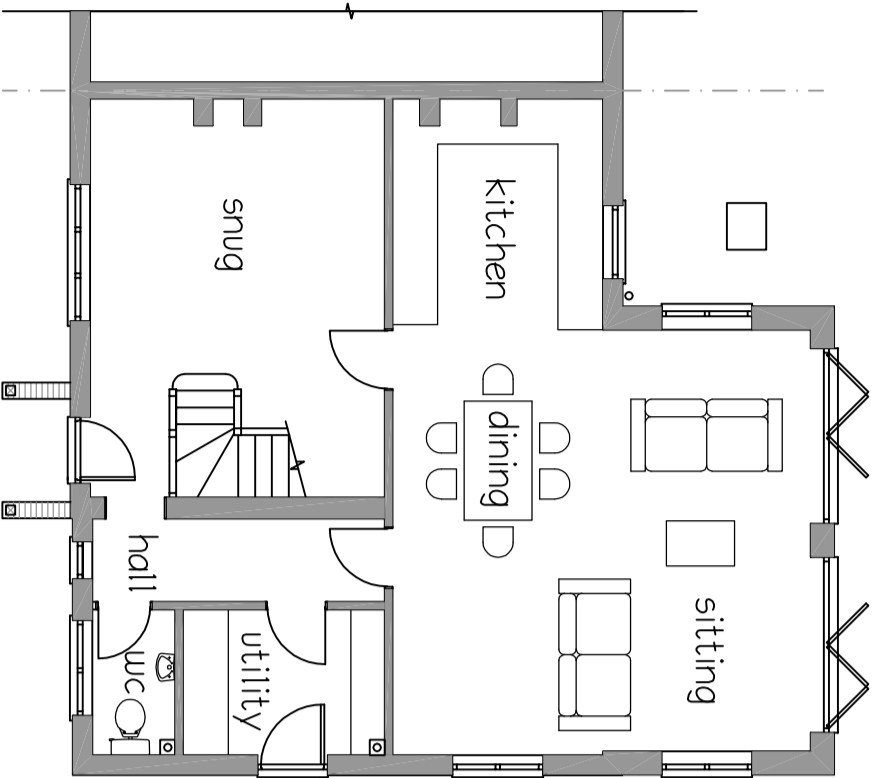


NORTH ELEVATION

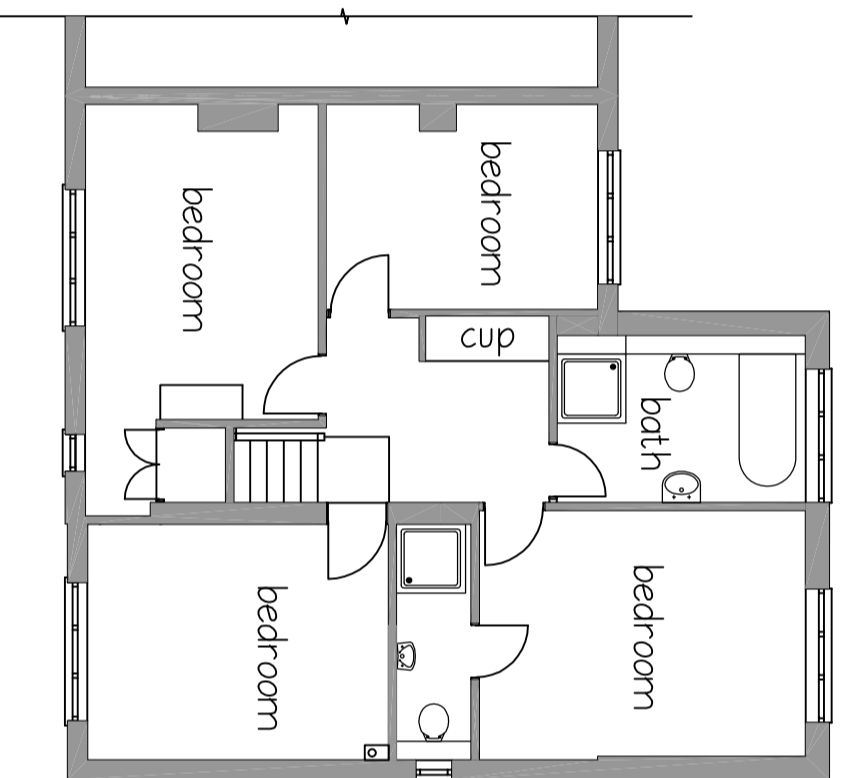



WEST ELEVATION

This drawing is copyright and may not be altered, reproduced or used other than for the Contract Works for which it is issued without the written permission of Challow Design.
Warning: Do not scale this drawing. Verify all dimensions and structural details on site. If in doubt, ask before acting.



GROUND FLOOR PLAN



FIRST FLOOR PLAN

REV	DATE	DESCRIPTION	INITIAL
C	NOV-17	RIDGE LINE AMENDED	EC
B	Nov-17	Ridge line amended at front	EC
A	OCT-17	RIDGE LINE CORRECTED	EC

Challow Design

2 ELSWORTH CLOSE
GROVE
WANTAGE
OXON

OX12 0BT
Tel/Fax No: 01235 771781

ed@challowdesign.co.uk

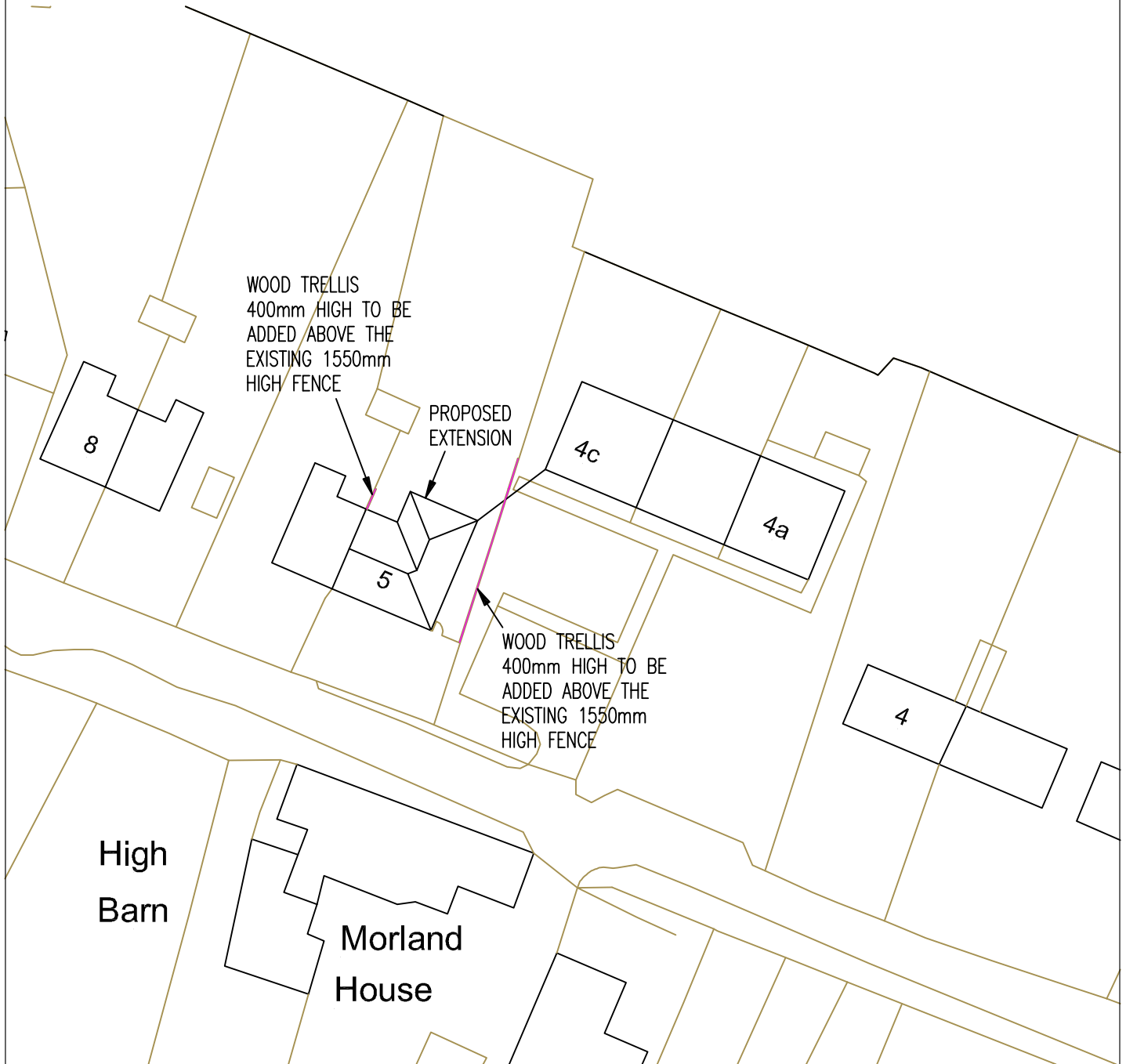
CLIENT
MR AND MRS E. VAIZEY

SITE/PROJECT
PROPOSED EXTENSION AT
5 WEST STREET, SPARSHOLT
WANTAGE
PLANS AND ELEVATIONS
AS PROPOSED

FILE/REF REFERENCE 1346

DATE MAY-2017	DRAWN BY ED CLARE	CHECKED BY	PAPER SIZE/SCALE A2 1:100
------------------	----------------------	------------	------------------------------

DRAWING No. 1346-02	REVISION C
------------------------	---------------



Rev.	Date	Description
A	OCT-17	TRELLIS SCREEN ADDED

Project Title
**MR AND MRS E. VAIZEY
5 WEST STREET
SPARSHOLT, WANTAGE**

Drawing Title
SITE PLAN

Date
MAY-17

Drawn
ED CLARE

Checked

File/XREF-reference
1346-Site

Challow Design

2 ELSWITH CLOSE
GROVE
WANTAGE
OXON
OX12 0BT
Tel/Fax No: 01235 771781

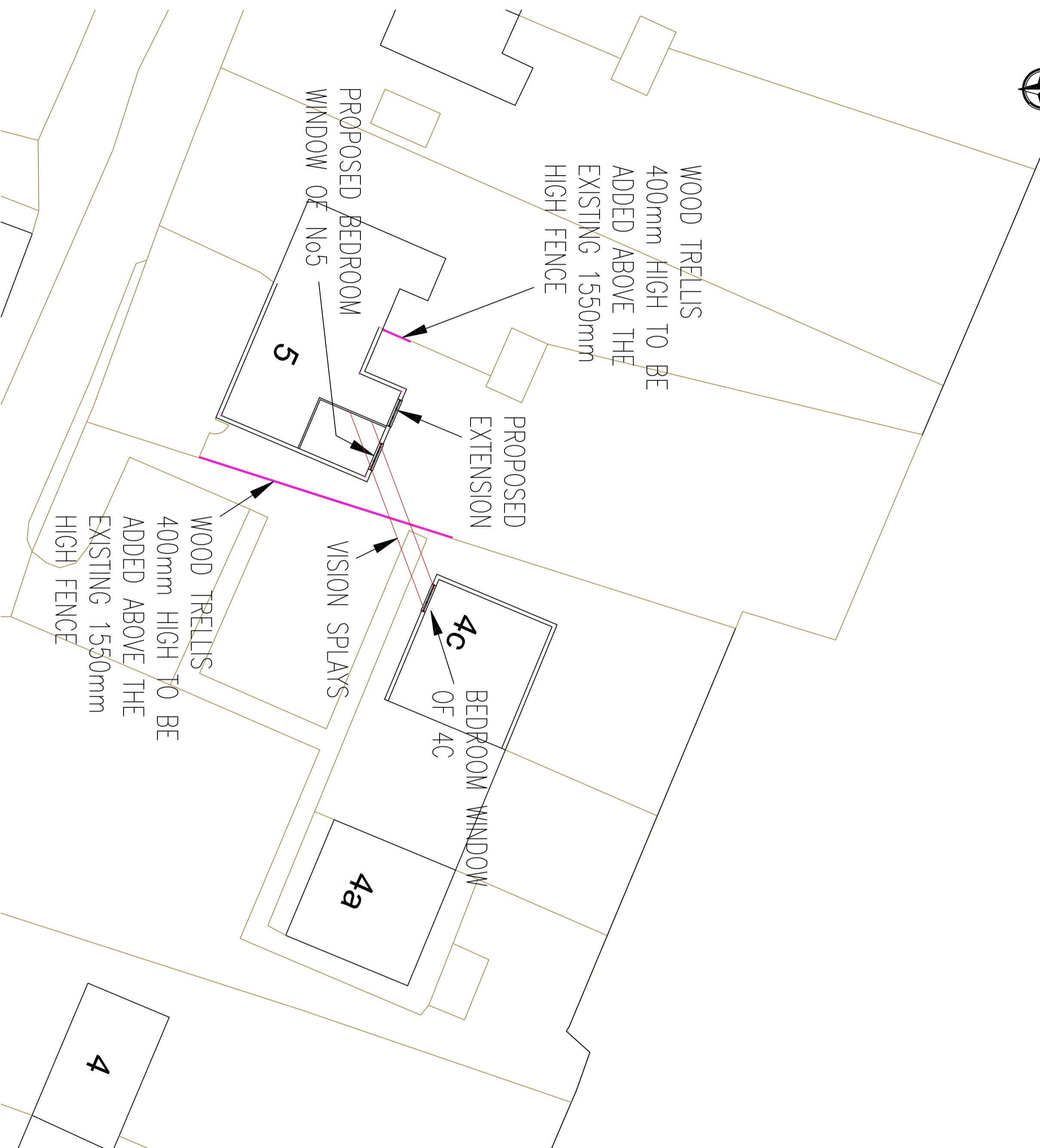
Drawing No.
1346-S-01

Project No.
1346

Revision
A

Paper size/Scale
A4 **1:500**

ed@challowdesign.co.uk



This drawing is copyright and may not be altered, reproduced or used other than for the Contract Works for which it is issued without the written permission of Challow Design.
Warning: Do not scale this drawing. Verify all dimensions and structural details on site. If in doubt, ask before acting.

REV	DATE	DESCRIPTION	INITIAL

Challow Design

2 ELSWORTH CLOSE
GROVE
WANTAGE
OXON
OX12 0BT
Tel/Fax No: 01235 771781
ed@challowdesign.co.uk

CLIENT
MR AND MRS E. VAIZY

SITE/PROJECT
5 WEST STREET
SPARSHOLT

SITE PLAN WITH VISION SPLAYS

FILE/REF REFERENCE	1346						
DATE	FEB-18	DRAWN BY	ED CLARE	CHECKED BY		PAPER SIZE/SCALE	A2 1:200
DRAWING No.	1346-S-03	REVISION					